

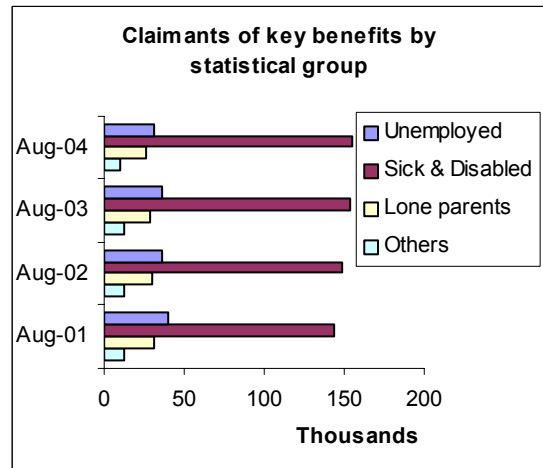
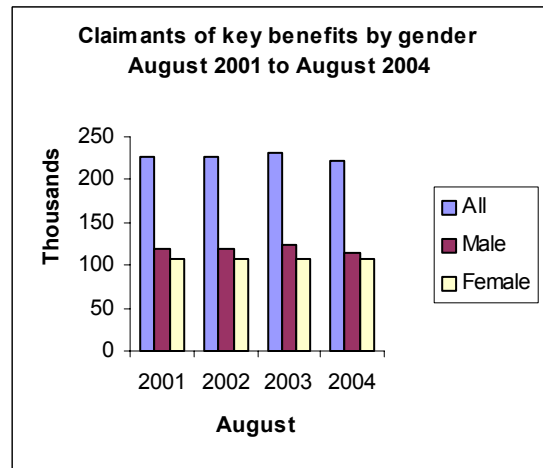
# NORTHERN IRELAND CLIENT GROUP ANALYSIS

## PERSONS OF WORKING AGE AND THEIR CHILDREN AND PERSONS OF PENSIONABLE AGE RECEIVING KEY BENEFITS

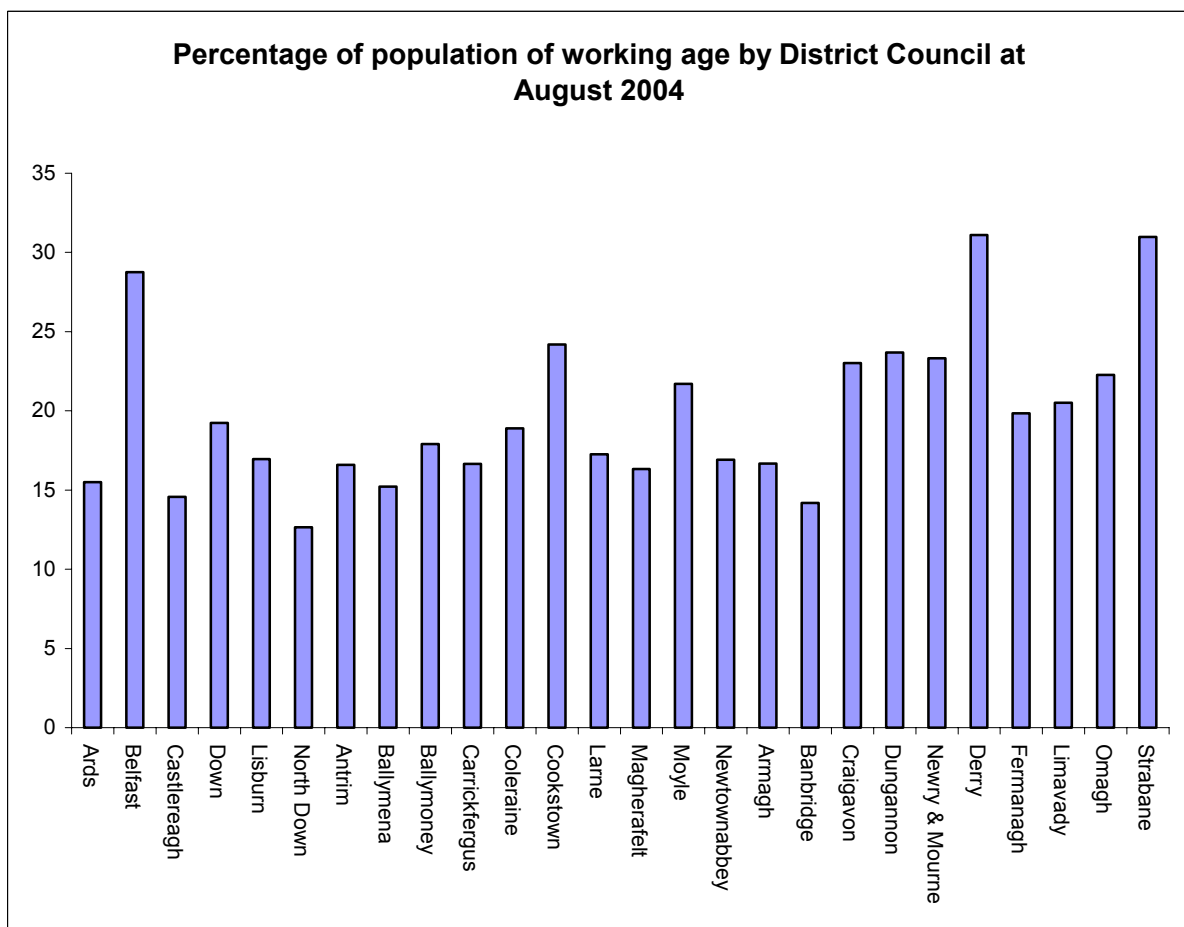
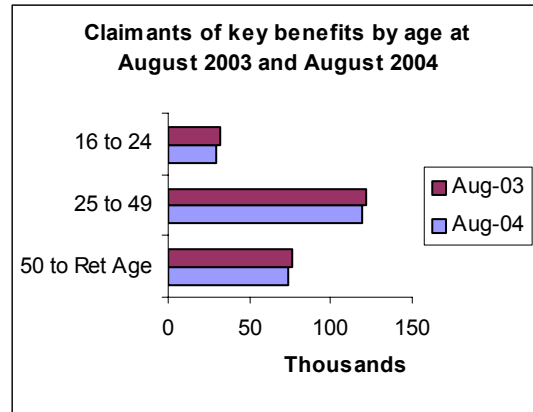
**AUGUST 2004**

### Section 1: Persons of working age on key benefits

- 221,760 people (115,100 men and 106,660 women) of working age were claiming at least one key benefit in August 2004, down 9,000 from the previous year
- The number of male claimants fell by 7,920 whilst the number of female claimants fell by 1,080 over the year
- 21% of the working age population claimed at least one key benefit at August 2004
- The number of claimants in the unemployed group fell by 15 % between August 2003 and August 2004 whilst the numbers in the sick and disabled rose by 1%
- People of working age claiming sickness and/or disability benefits made up the largest group in August 2004 (154,380 claimants – 70% of the overall total)



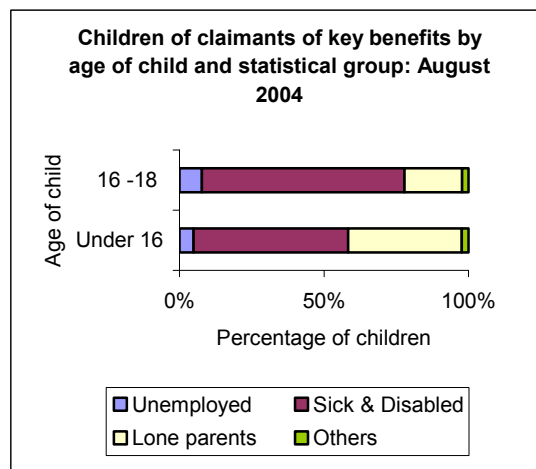
- The number of claimants decreased in all age groups over the last year. The largest decrease was in the 16 – 24 age group which fell by 8%.



- The proportion of working age population claiming at least one key benefit was 21% in Northern Ireland compared to 13% in England at August 2004
- The proportion of the working age population in Northern Ireland claiming at least one key benefit ranged from 13% (North Down) to 31% (Derry and Strabane)

## Section 2: Families with children on key benefits

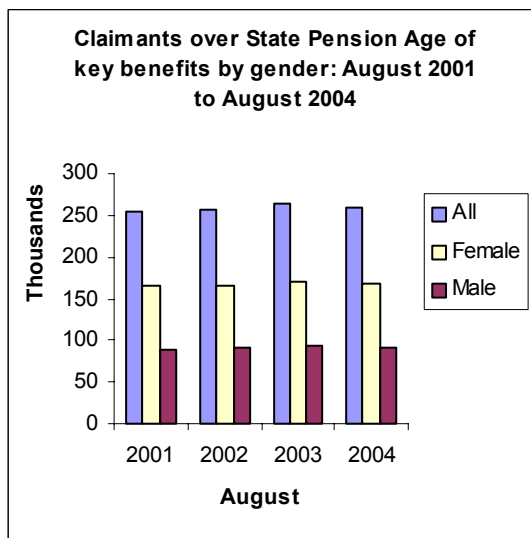
- 139,240 children were living in families claiming a key benefit at August 2004
- 7,320 were children of claimants in the unemployed group, 77,740 in the sick & disabled group and 51,000 in the lone parents group at August 2004
- 64% of key benefit children were in families where Income Support was being claimed



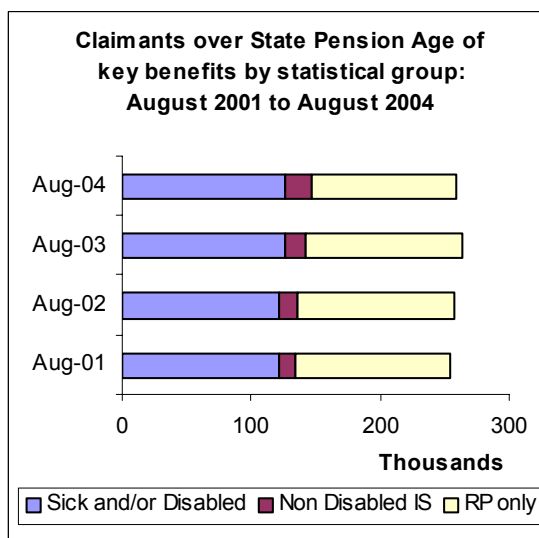
- The number of children under 16 years of age living in families where the benefit claimant was single was 68,900 (whilst the number where the claimant had a partner was 49,100) at August 2004
- 9% of families had four or more children at August 2004
- Amongst the sick and disabled group proportionally fewer children were under the age of five, reflecting the older age profile of those claiming sickness and/or disability benefits. The children of lone parents had the youngest profile with 64% aged under 11
- Of those children in families claiming a key benefit, 71% had been on benefits for at least two years
- The percentage of children living in families claiming a key benefit varied from 45% in Derry to 16% in North Down

### Section 3: Persons of Pensionable age on key benefits

- 259,516 (96%) of people over state pension age were claiming at least one key benefit at August 2004
- The number of people over state pension age claiming at least one key benefit fell by 4,013 (2%) between August 2004 and August 2003
- The proportion of people above state pension age claiming at least one key benefit was 96% for both men and women at August 2004



- The sick and/or disabled group rose by 379 (0.3%) between August 2003 and August 2004
- The non disabled PC group rose by 3,619 (23%) between August 2003 and August 2004
- The RP only group fell by 8,011 (7%) between August 2003 and August 2004



Further information can be obtained from the full publication which is available on the Internet. The address is [www.dsdni.gov.uk/index/stats\\_and\\_research.htm](http://www.dsdni.gov.uk/index/stats_and_research.htm). The next issue will be available online on 19 August 2005 and in hard copy on 24 November 2005.

**Contact details:** Elaine Savage  
 Social Welfare Statistics & Consultancy Branch  
 Room 3, Block 4, The Village  
 Stormont Estate  
 Belfast BT4 3SJ

☎ 028 90523120  
 email: [elaine.savage@dsdni.gov.uk](mailto:elaine.savage@dsdni.gov.uk)