

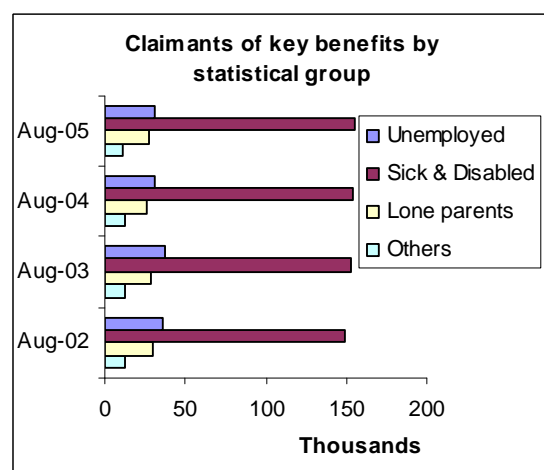
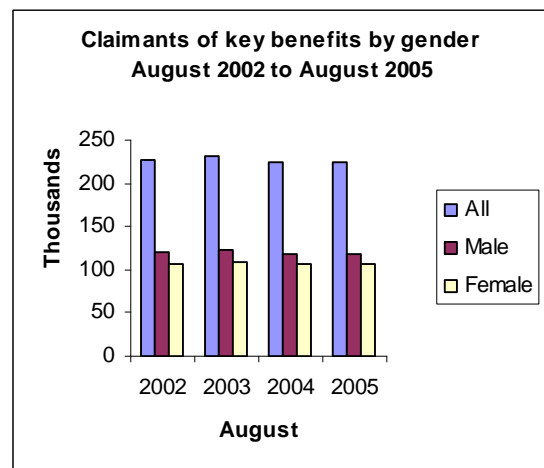
NORTHERN IRELAND CLIENT GROUP ANALYSIS

PERSONS OF WORKING AGE AND THEIR CHILDREN AND PERSONS OF PENSIONABLE AGE RECEIVING KEY BENEFITS

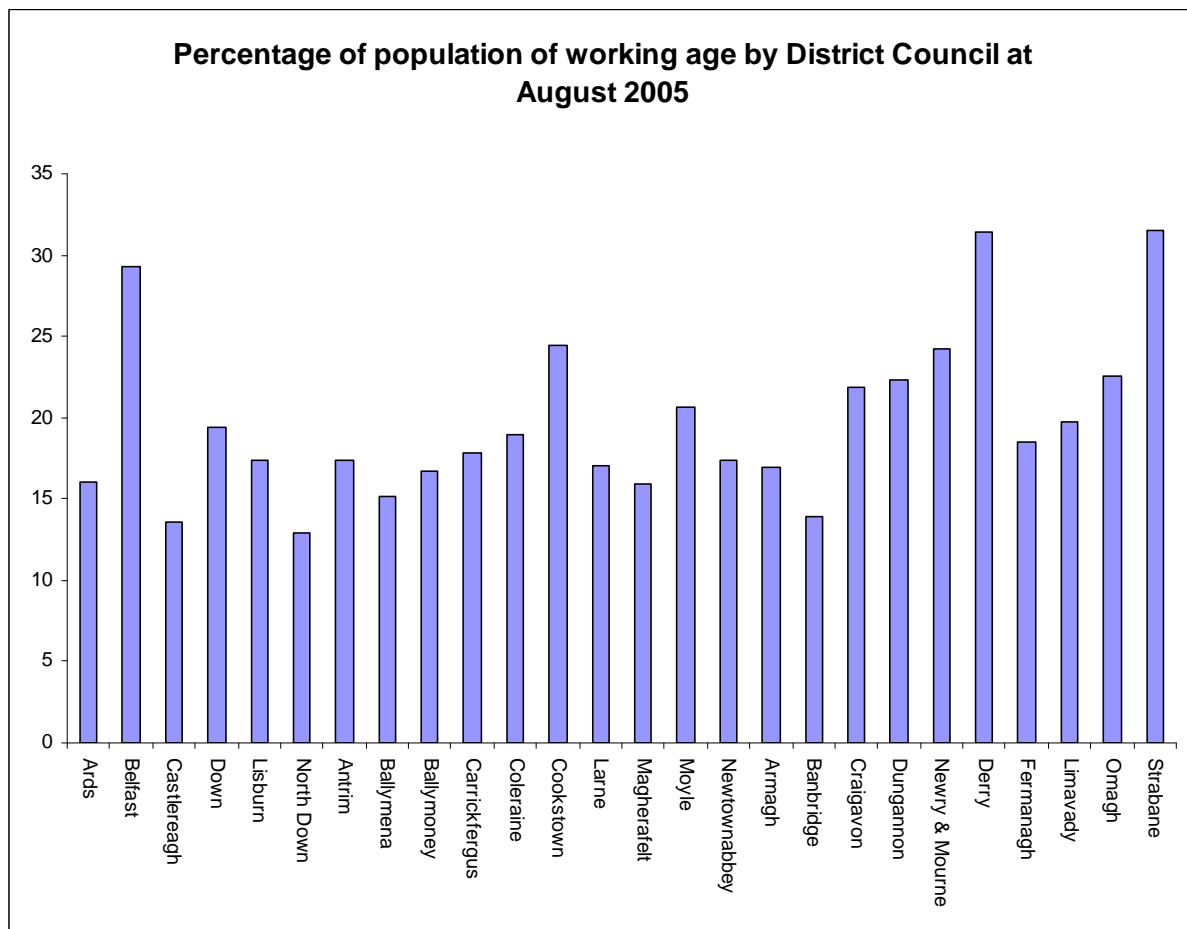
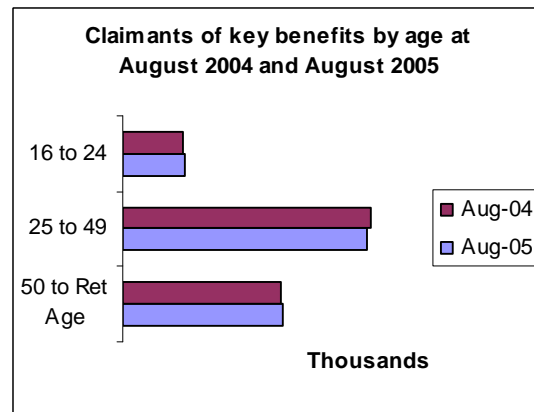
August 2005

Section 1: Persons of working age on key benefits

- 223,820 people (117,060 men and 106,760 women) of working age were claiming at least one key benefit in August 2005, down 600 from the previous year
- The number of male claimants fell by 700 whilst the number of female claimants rose by 100 over the year
- 21% of the working age population claimed at least one key benefit at August 2005
- The number of claimants in the unemployed group fell by 2% between August 2004 and August 2005 whilst the numbers in the sick and disabled rose by 0.2%
- People of working age claiming sickness and/or disability benefits made up the largest group in August 2005 (154,760 claimants – 69% of the overall total)



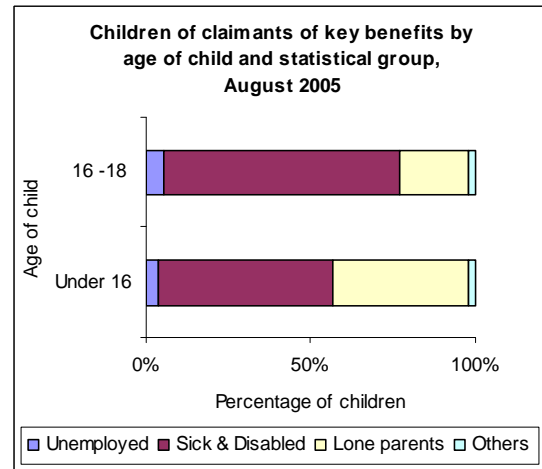
- In the last year the number of claimants increased in the 16 - 24 age group and the 50 – Retirement age group by 2% and 1% respectively whilst the numbers in the 25 – 49 age group decreased by 1%.



- The proportion of working age population claiming at least one key benefit was 21.3% in Northern Ireland compared to 13.3% in Great Britain at August 2005
- The proportion of the working age population in Northern Ireland claiming at least one key benefit ranged from 13% (North Down) to 31% (Derry and Strabane)

Section 2: Families with children on key benefits

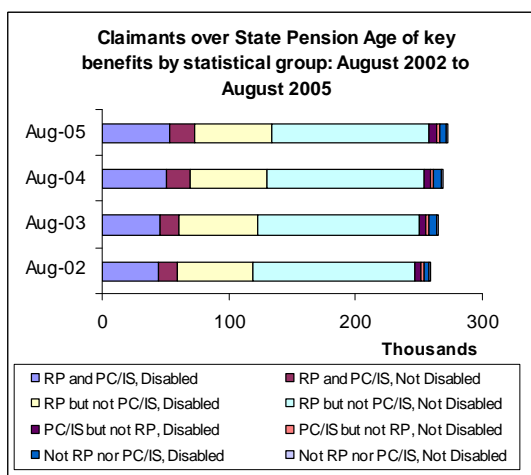
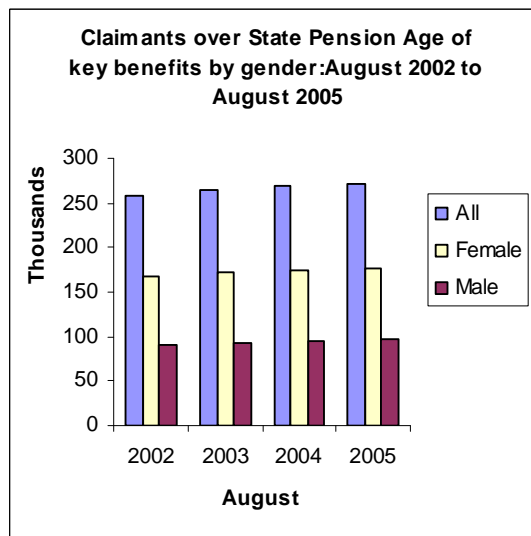
- 137,560 children were living in families claiming a key benefit at August 2005
- 5,780 were children of claimants in the unemployed group, 76,720 in the sick & disabled group and 52,180 in the lone parents group at August 2005
- 65% of key benefit children were in families where Income Support was being claimed



- The number of children under 16 years of age living in families where the benefit claimant was single was 69,580 (whilst the number where the claimant had a partner was 46,300) at August 2005
- 8.6% of families had four or more children at August 2005
- Amongst the sick and disabled group proportionally fewer children were under the age of five, reflecting the older age profile of those claiming sickness and/or disability benefits. The children of lone parents had the youngest profile with 64% aged under 11
- Of those children in families claiming a key benefit, 71% had been on benefits for at least two years
- The percentage of children living in families claiming a key benefit varied from 43% in Derry to 16% in North Down

Section 3: Persons of Pensionable age on key benefits

- 272,350 (99%) of people over state pension age were claiming at least one key benefit at August 2005
- The number of people over state pension age claiming at least one key benefit rose by 3,612 (1.3%) between August 2005 and August 2004
- The proportion of people above state pension age claiming at least one key benefit was 99% for men and 99% for women at August 2005
- The largest increase between August 2004 and 2005 was in the PC/IS but not RP disabled group which rose by 12%. The largest decrease was in the disabled non RP non PC/IS group which fell by 18%.
- Non disabled claimants of RP but not PC/IS made up the largest group in August 2005 (124,365 claimants – 46% of the overall total)



Further information can be obtained from the full publication which is available on the Internet. The address is www.dsdni.gov.uk/index/stats_and_research.htm. The next issue will be available online on 18 August 2006.

Contact details: Elaine Savage
 Social Welfare Statistics & Consultancy Branch
 4th Floor, James House, 2/4 Cromac Avenue
 Gasworks Business Park, Ormeau Road
 Belfast BT7 2JA

☎ 028 90819941
 email: elaine.savage@dsdni.gov.uk