

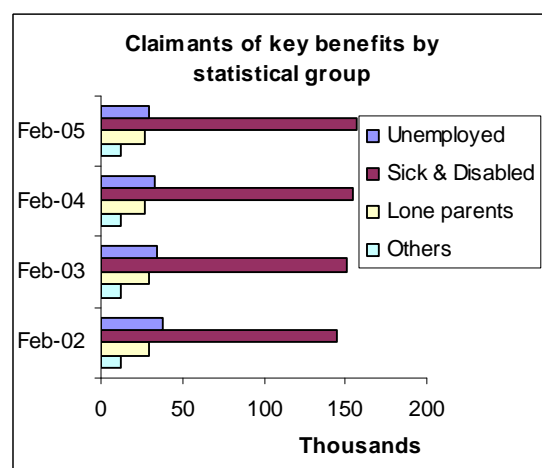
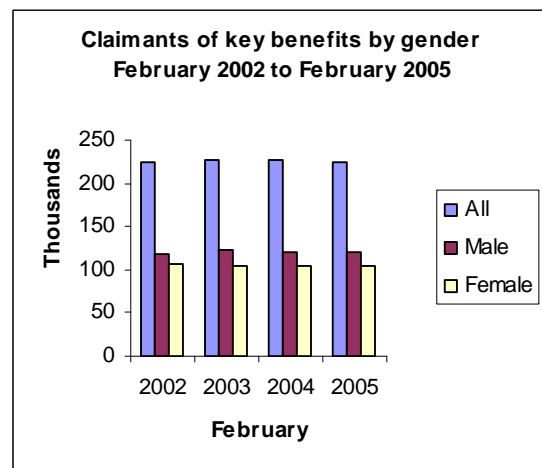
# NORTHERN IRELAND CLIENT GROUP ANALYSIS

## PERSONS OF WORKING AGE AND THEIR CHILDREN AND PERSONS OF PENSIONABLE AGE RECEIVING KEY BENEFITS

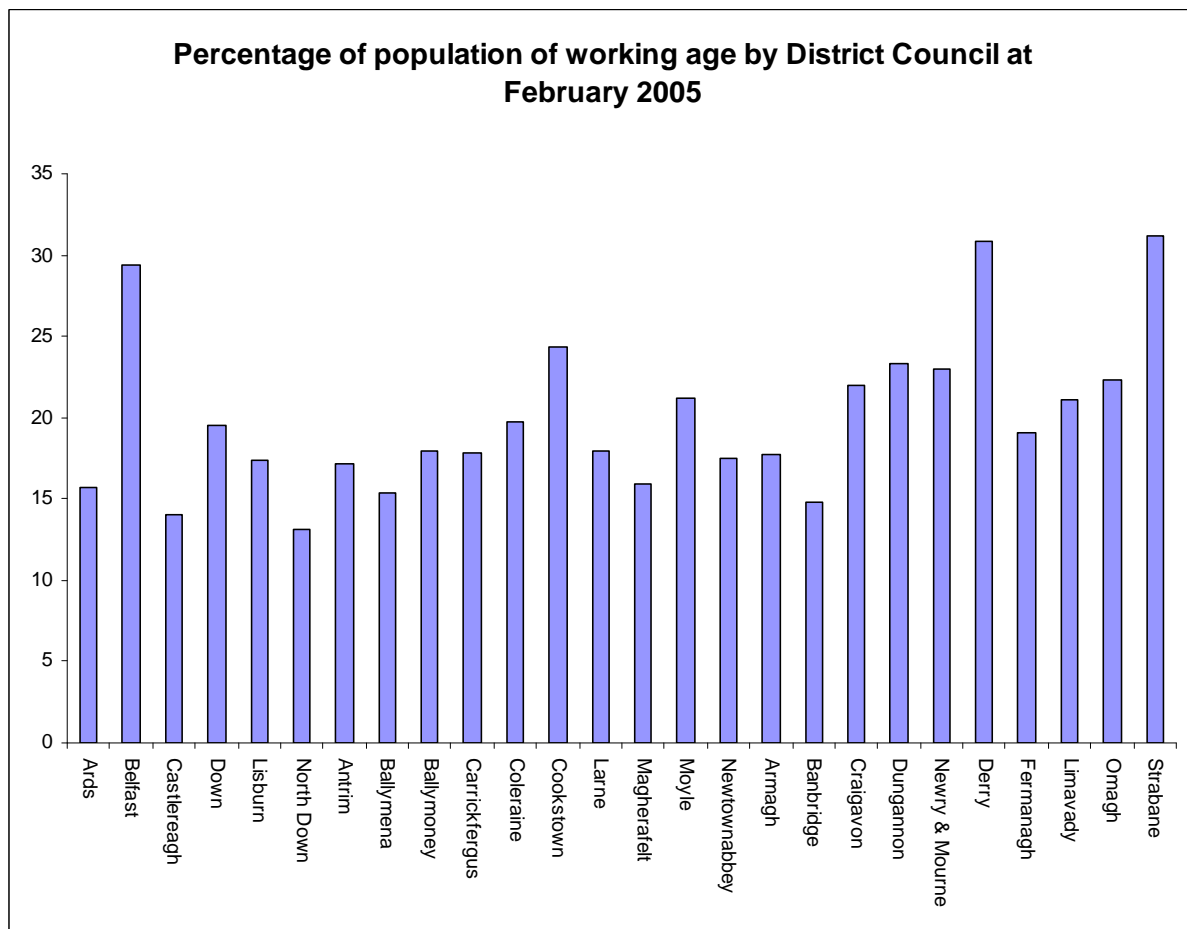
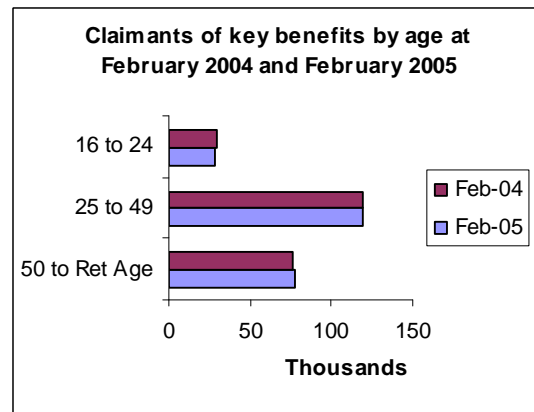
**FEBRUARY 2005**

### Section 1: Persons of working age on key benefits

- 225,060 people (119,740 men and 105,320 women) of working age were claiming at least one key benefit in February 2005, down 860 from the previous year
- The number of male claimants fell by 1,100 whilst the number of female claimants rose by 240 over the year
- 21% of the working age population claimed at least one key benefit at February 2005
- The number of claimants in the unemployed group fell by 9% between February 2004 and February 2005 whilst the numbers in the sick and disabled rose by 1%
- People of working age claiming sickness and/or disability benefits made up the largest group in February 2005 (156,500 claimants – 70% of the overall total)



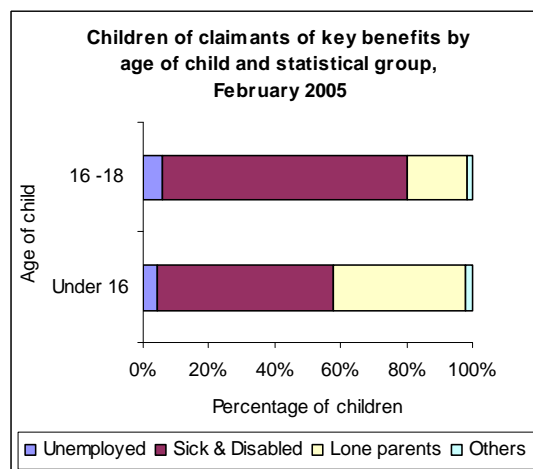
- The number of claimants decreased in the 16 - 24 age group over the last year by 3% whilst the numbers in the 50 – Retirement age group rose by 1%.



- The proportion of working age population claiming at least one key benefit was 21.4% in Northern Ireland compared to 13.5% in Great Britain at February 2005
- The proportion of the working age population in Northern Ireland claiming at least one key benefit ranged from 13% (North Down) to 31% (Derry and Strabane)

## Section 2: Families with children on key benefits

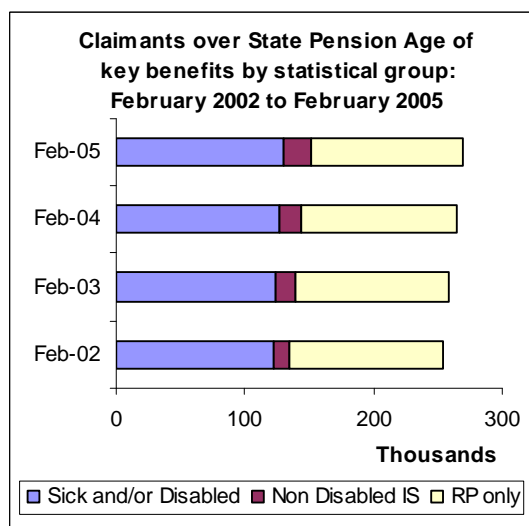
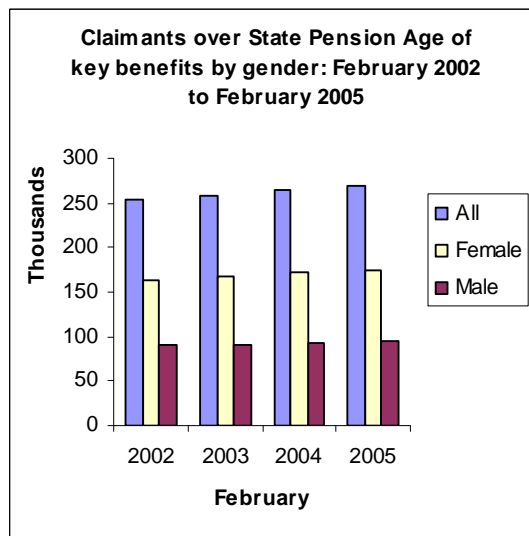
- 139,100 children were living in families claiming a key benefit at February 2005
- 6,120 were children of claimants in the unemployed group, 79,040 in the sick & disabled group and 51,000 in the lone parents group at February 2005
- 64% of key benefit children were in families where Income Support was being claimed



- The number of children under 16 years of age living in families where the benefit claimant was single was 68,120 (whilst the number where the claimant had a partner was 49,020) at February 2005
- 8.4% of families had four or more children at February 2005
- Amongst the sick and disabled group proportionally fewer children were under the age of five, reflecting the older age profile of those claiming sickness and/or disability benefits. The children of lone parents had the youngest profile with 64% aged under 11
- Of those children in families claiming a key benefit, 71% had been on benefits for at least two years
- The percentage of children living in families claiming a key benefit varied from 44% in Strabane to 16% in North Down

### Section 3: Persons of Pensionable age on key benefits

- 269,850 (98%) of people over state pension age were claiming at least one key benefit at February 2005
- The number of people over state pension age claiming at least one key benefit rose by 5,069 (2%) between February 2005 and February 2004
- The proportion of people above state pension age claiming at least one key benefit was 98% for men and 98% for women at February 2005
- The sick and/or disabled group rose by 2,961 (2%) between February 2004 and February 2005
- The non disabled PC group rose by 3,546 (20%) between February 2004 and February 2005
- The RP only group fell by 1,438 (1%) between February 2004 and February 2005



Further information can be obtained from the full publication which is available on the Internet. The address is [www.dsdni.gov.uk/index/stats\\_and\\_research.htm](http://www.dsdni.gov.uk/index/stats_and_research.htm). The next issue will be available online on 17 February 2006.

**Contact details:** Elaine Savage  
 Social Welfare Statistics & Consultancy Branch  
 4<sup>th</sup> Floor, James House, 2/4 Cromac Avenue  
 Gasworks Business Park, Ormeau Road  
 Belfast BT7 2JA

☎ 028 90819941  
 email: [elaine.savage@dsdni.gov.uk](mailto:elaine.savage@dsdni.gov.uk)