

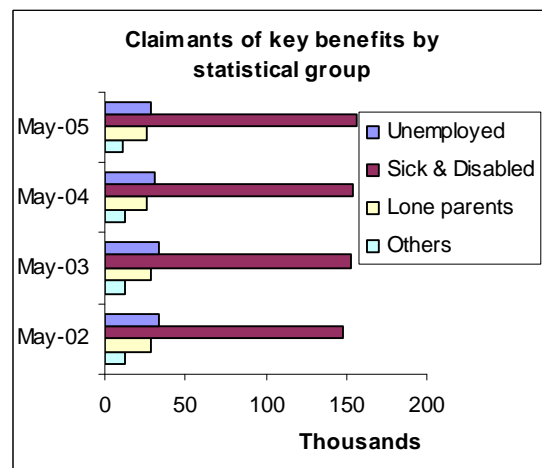
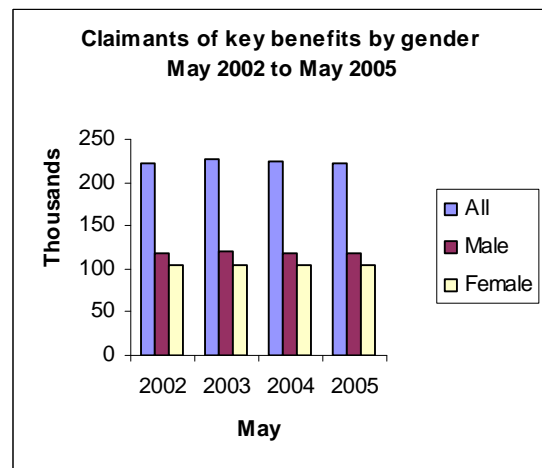
NORTHERN IRELAND CLIENT GROUP ANALYSIS

PERSONS OF WORKING AGE AND THEIR CHILDREN AND PERSONS OF PENSIONABLE AGE RECEIVING KEY BENEFITS

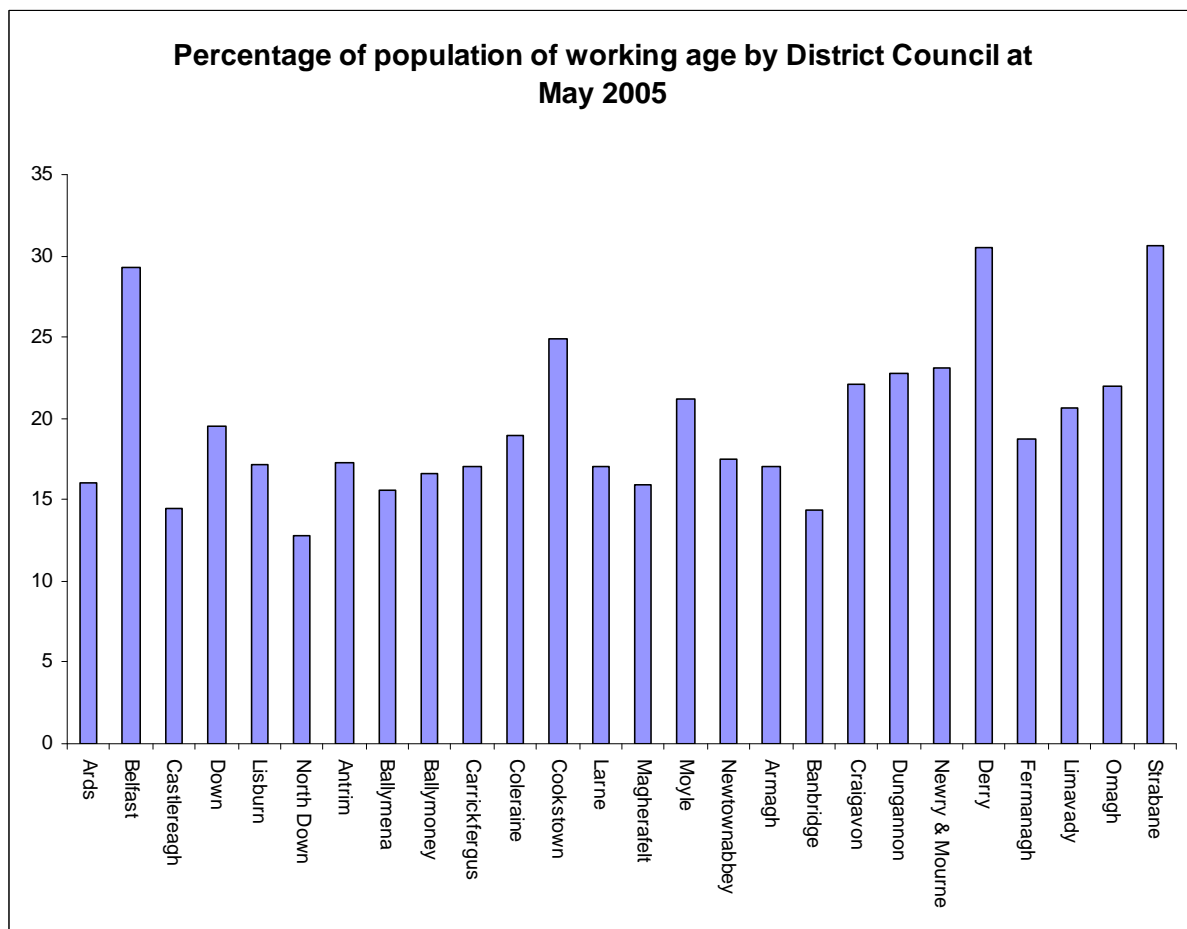
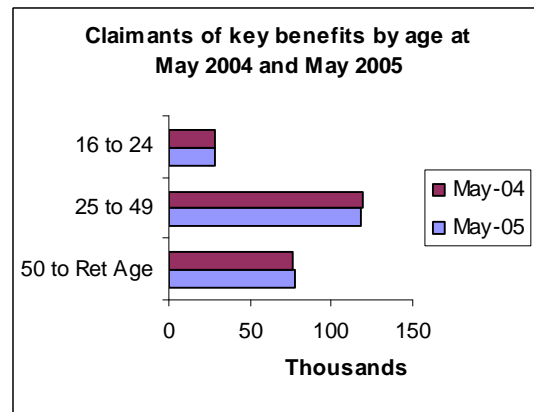
May 2005

Section 1: Persons of working age on key benefits

- 223,040 people (118,380 men and 104,660 women) of working age were claiming at least one key benefit in May 2005, down 360 from the previous year
- The number of male claimants fell by 640 whilst the number of female claimants rose by 280 over the year
- 21% of the working age population claimed at least one key benefit at May 2005
- The number of claimants in the unemployed group fell by 6% between May 2004 and May 2005 whilst the numbers in the sick and disabled rose by 1%
- People of working age claiming sickness and/or disability benefits made up the largest group in May 2005 (156,300 claimants – 70% of the overall total)



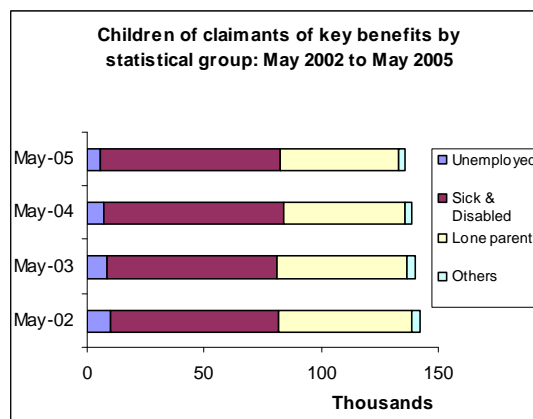
- The number of claimants remained virtually unchanged in the 16 - 24 age group over the last year whilst the numbers in the 50 – Retirement age group rose by 1%.



- The proportion of working age population claiming at least one key benefit was 21.2% in Northern Ireland compared to 13.3% in Great Britain at May 2005
- The proportion of the working age population in Northern Ireland claiming at least one key benefit ranged from 13% (North Down) to 31% (Derry and Strabane)

Section 2: Families with children on key benefits

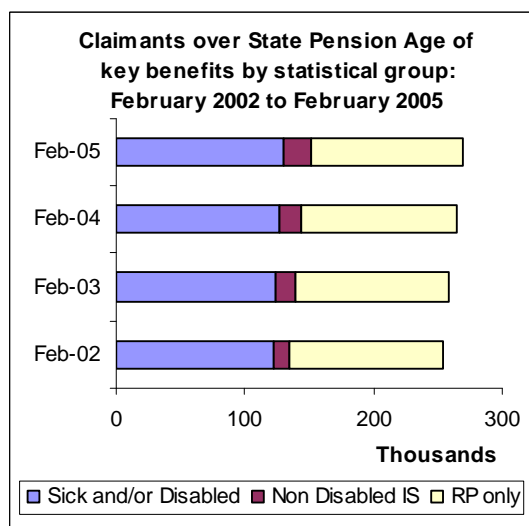
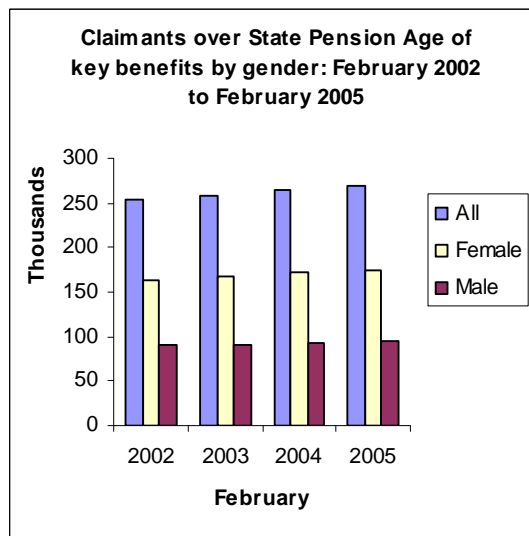
- 135,740 children were living in families claiming a key benefit at May 2005
- 5,620 were children of claimants in the unemployed group, 76,700 in the sick & disabled group and 50,840 in the lone parents group at May 2005
- 65% of key benefit children were in families where Income Support was being claimed



- The number of children under 16 years of age living in families where the benefit claimant was single was 68,620 (whilst the number where the claimant had a partner was 46,660) at May 2005
- 8.5% of families had four or more children at May 2005
- Amongst the sick and disabled group proportionally fewer children were under the age of five, reflecting the older age profile of those claiming sickness and/or disability benefits. The children of lone parents had the youngest profile with 64% aged under 11
- Of those children in families claiming a key benefit, 72% had been on benefits for at least two years
- The percentage of children living in families claiming a key benefit varied from 42% in Derry to 15% in North Down

Section 3: Persons of Pensionable age on key benefits

- 269,850 (98%) of people over state pension age were claiming at least one key benefit at February 2005
- The number of people over state pension age claiming at least one key benefit rose by 5,069 (2%) between February 2005 and February 2004
- The proportion of people above state pension age claiming at least one key benefit was 98% for men and 98% for women at February 2005
- The sick and/or disabled group rose by 2,961 (2%) between February 2004 and February 2005
- The non disabled PC group rose by 3,546 (20%) between February 2004 and February 2005
- The RP only group fell by 1,438 (1%) between February 2004 and February 2005



Further information can be obtained from the full publication which is available on the Internet. The address is www.dsdni.gov.uk/index/stats_and_research.htm. The next issue will be available online on 19 May 2006.

Contact details: Elaine Savage
 Social Welfare Statistics & Consultancy Branch
 4th Floor, James House, 2/4 Cromac Avenue
 Gasworks Business Park, Ormeau Road
 Belfast BT7 2JA

☎ 028 90819941
 email: elaine.savage@dsdni.gov.uk