

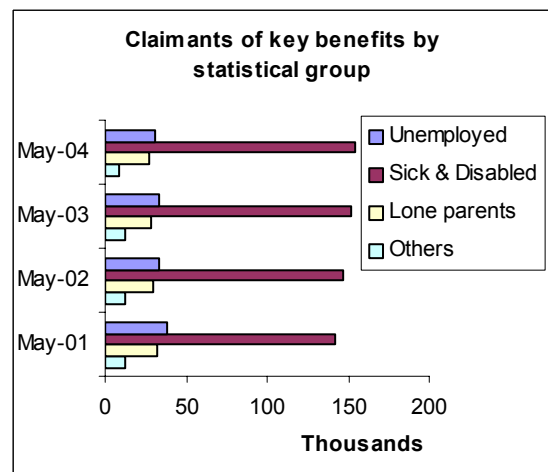
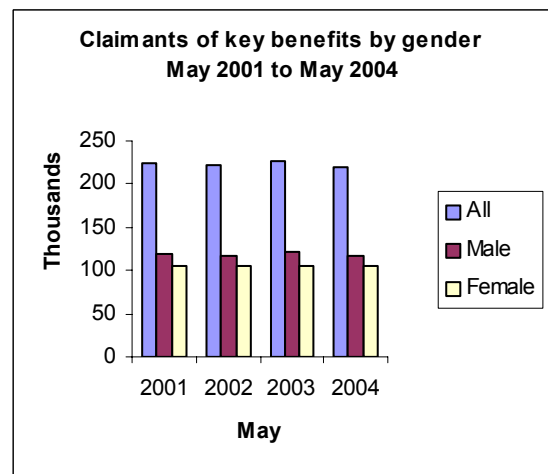
NORTHERN IRELAND CLIENT GROUP ANALYSIS

PERSONS OF WORKING AGE AND THEIR CHILDREN AND PERSONS OF PENSIONABLE AGE RECEIVING KEY BENEFITS

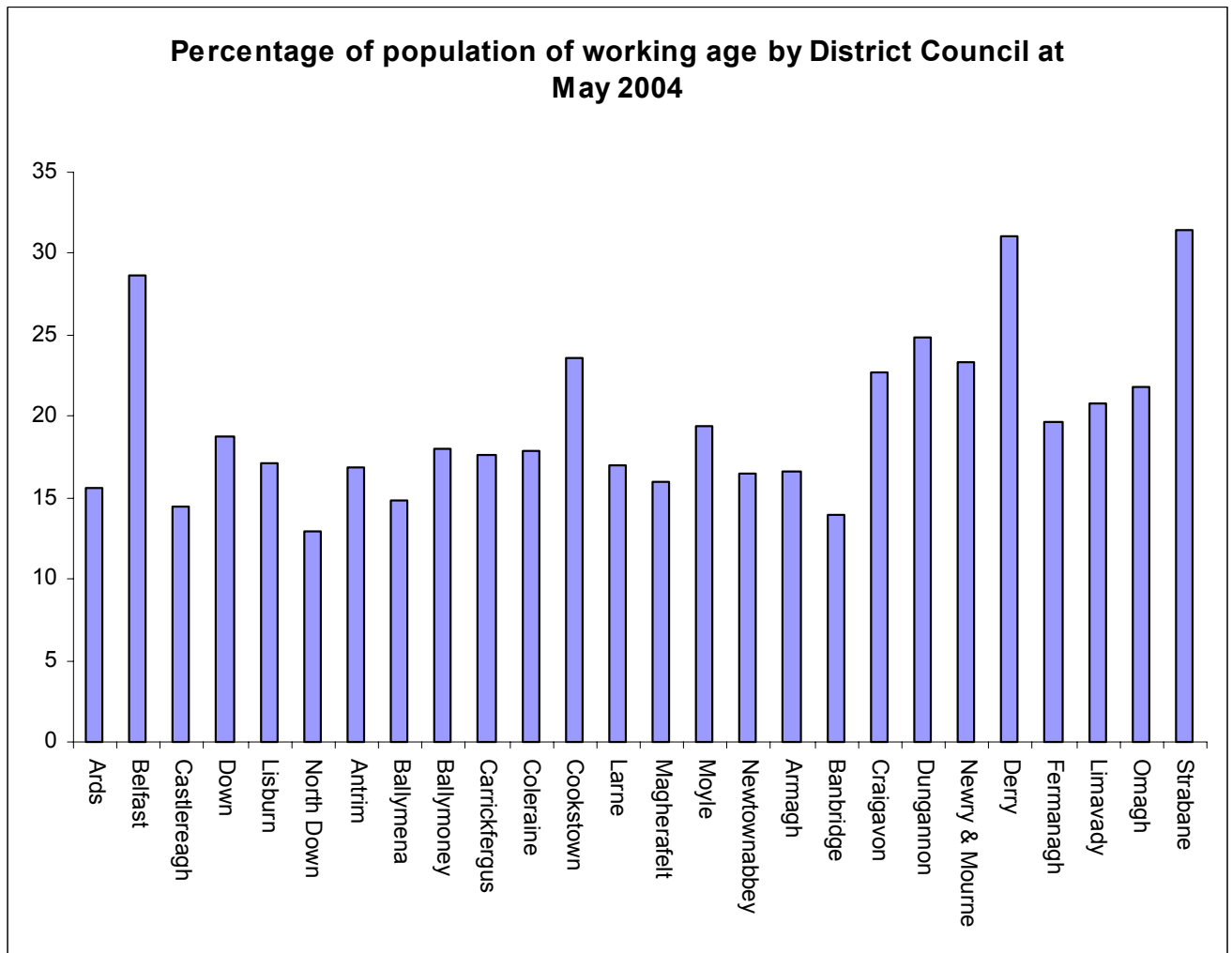
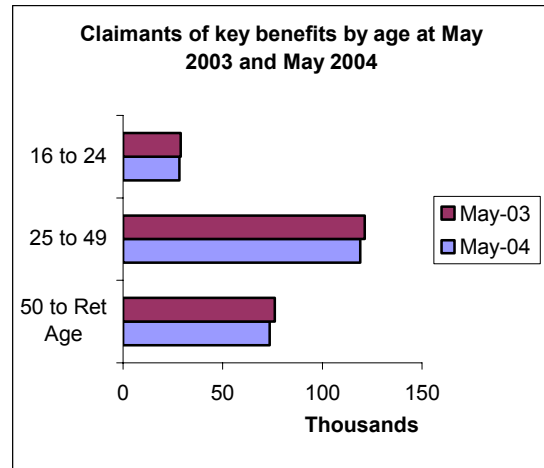
MAY 2004

Section 1: Persons of working age on key benefits

- 220,680 people (116,300 men and 104,380 women) of working age were claiming at least one key benefit in May 2004, down 5,580 from the previous year
- The number of male claimants fell by 4,740 whilst the number of female claimants fell by 840 over the year
- 21% of the working age population claimed at least one key benefit at May 2004
- The number of claimants in the unemployed group dropped by 9 % between May 2003 and May 2004 whilst the numbers in the sick and disabled rose by 1%
- People of working age claiming sickness and/or disability benefits made up the largest group in May 2004 (154,320 claimants – 70% of the overall total)



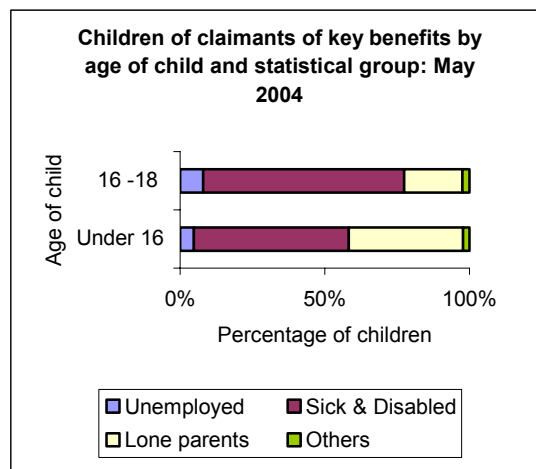
- The number of claimants in the 16 to 24 and 25 to 49 age groups decreased over the last year by 2%, whilst the 50 to retirement age group decreased over the last year by 4%



- The proportion of working age population claiming at least one key benefit was 21% in Northern Ireland compared to 13% in England at May 2004
- The proportion of the working age population in Northern Ireland claiming at least one key benefit ranged from 13% (North Down) to 31% (Derry and Strabane)

Section 2: Families with children on key benefits

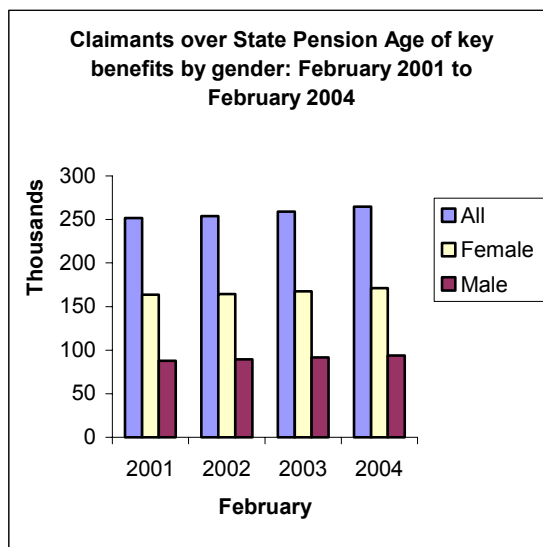
- 138,520 children were living in families claiming a key benefit at May 2004
- 7,220 were children of claimants in the unemployed group, 76,960 in the sick & disabled group and 51,260 in the lone parents group at May 2004
- 64% of key benefit children were in families where Income Support was being claimed



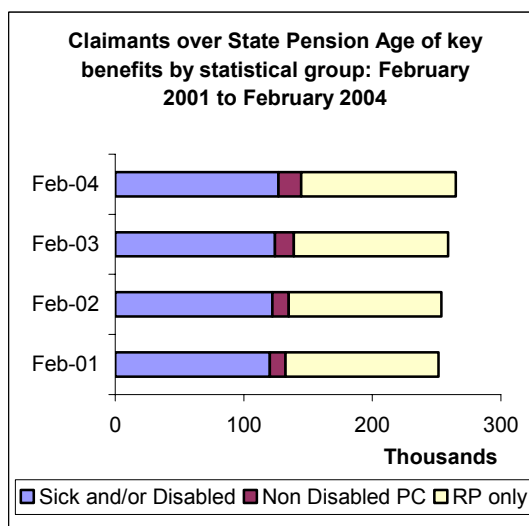
- The number of children under 16 years of age living in families where the benefit claimant was single was 68,900 (whilst the number where the claimant had a partner was 49,980)
- 9% of families had four or more children at May 2004
- Amongst the sick and disabled group proportionally fewer children were under the age of five, reflecting the older age profile of those claiming sickness and/or disability benefits. The children of lone parents had the youngest profile with 66% aged under 11
- Of those children in families claiming a key benefit, 71% had been on benefits for at least two years
- The percentage of children living in families claiming a key benefit varied from 44% in Derry to 16% in North Down

Section 3: Persons of Pensionable age on key benefits

- 264,781 (98%) of people over state pension age were claiming at least one key benefit at February 2004
- The number of people over state pension age claiming at least one key benefit rose by 5,756 (2%) between February 2003 and February 2004
- The proportion of people above state pension age claiming at least one key benefit was 98% for both men and women at February 2004



- The sick and/or disabled group rose by 2,619 (2%) between February 2003 and February 2004
- The non disabled PC group rose by 3,075 (21%) between February 2003 and February 2004
- The RP only group rose by 62 (less than 1%) between February 2003 and February 2004



Further information can be obtained from the full publication which is available on the Internet. The address is www.dsdni.gov.uk/statistics-research/introduction.asp. The next issue will be available online on 20 May 2005 and in hard copy on 24 November 2005.

Contact details: Elaine Savage
 Social Welfare Statistics & Consultancy Branch
 Room 3, Block 4, The Village
 Stormont Estate
 Belfast BT4 3SJ

☎ 028 90523120
 email: elaine.savage@dsdni.gov.uk