

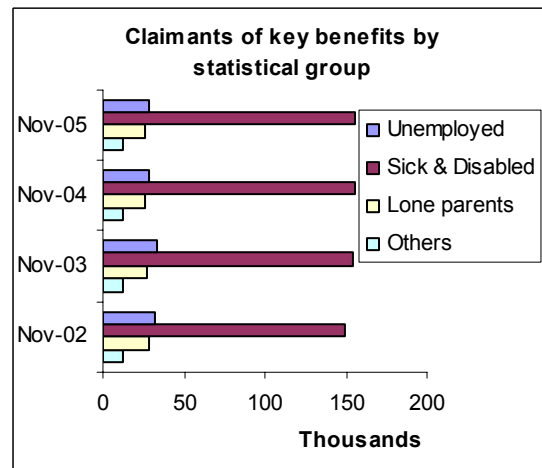
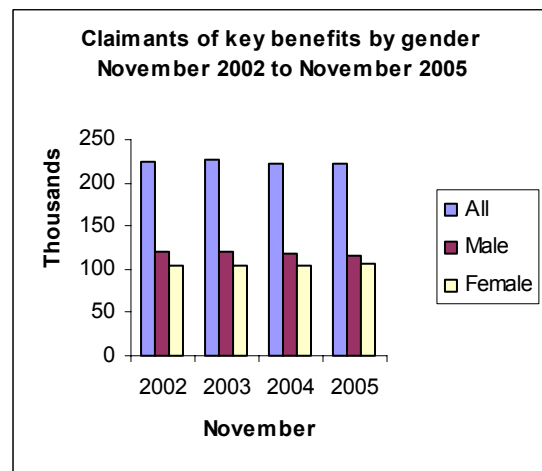
# NORTHERN IRELAND CLIENT GROUP ANALYSIS

## PERSONS OF WORKING AGE AND THEIR CHILDREN AND PERSONS OF PENSIONABLE AGE RECEIVING KEY BENEFITS

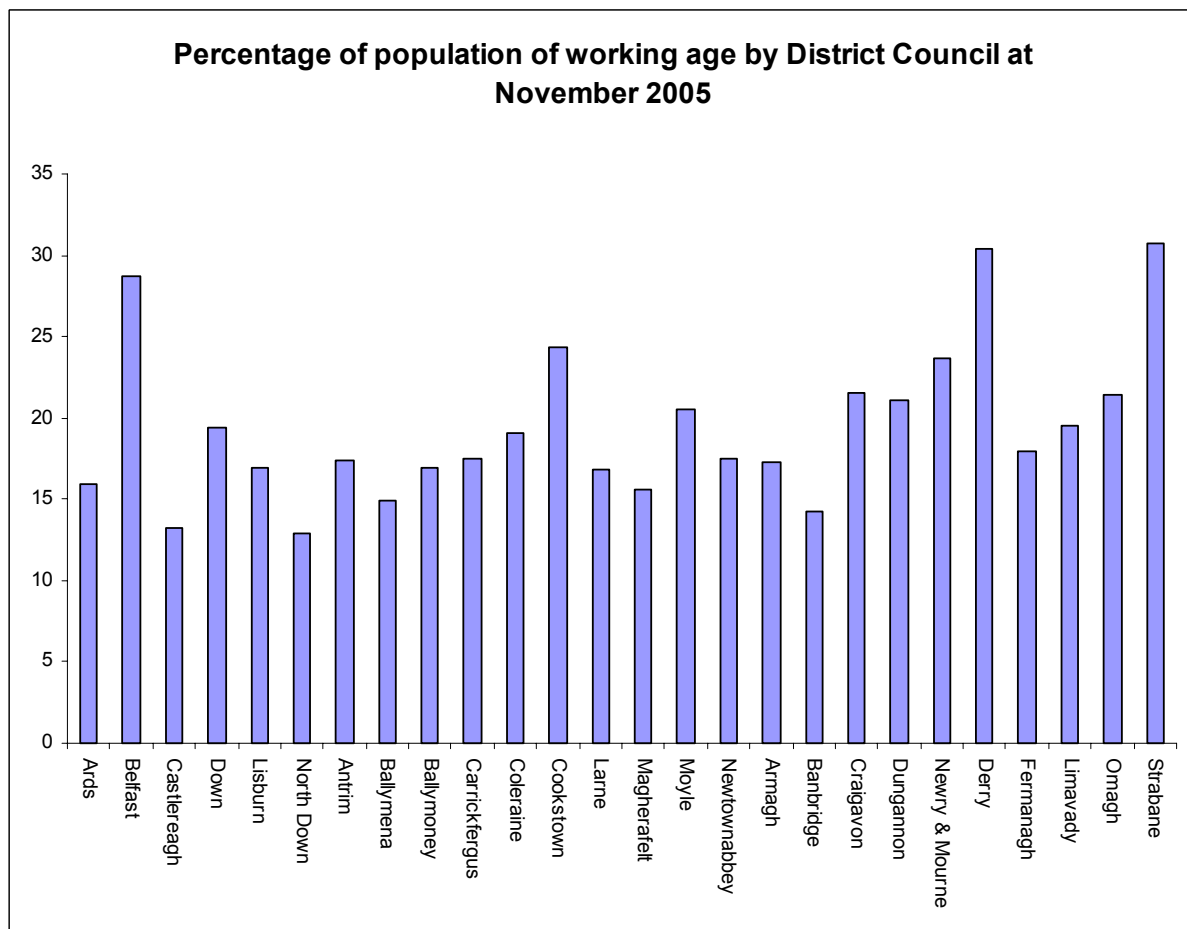
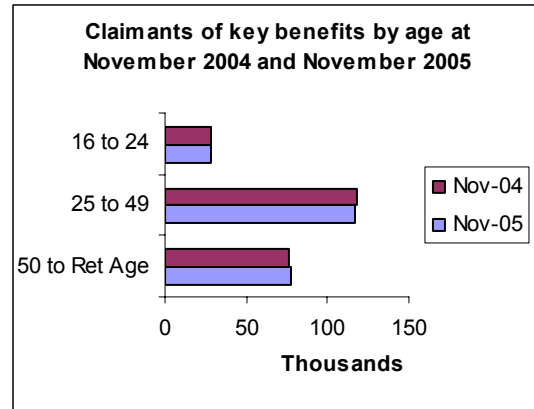
November 2005

### Section 1: Persons of working age on key benefits

- 222,360 people (116,880 men and 105,480 women) of working age were claiming at least one key benefit in November 2005, up 80 from the previous year
- The number of male claimants fell by 980 whilst the number of female claimants rose by 1,060 over the year
- 21% of the working age population claimed at least one key benefit at November 2005
- The number of claimants in the unemployed group fell by 1.5% between November 2004 and November 2005 whilst the numbers in the sick and disabled rose by 0.4%
- People of working age claiming sickness and/or disability benefits made up the largest group in November 2005 (156,140 claimants – 70% of the overall total)



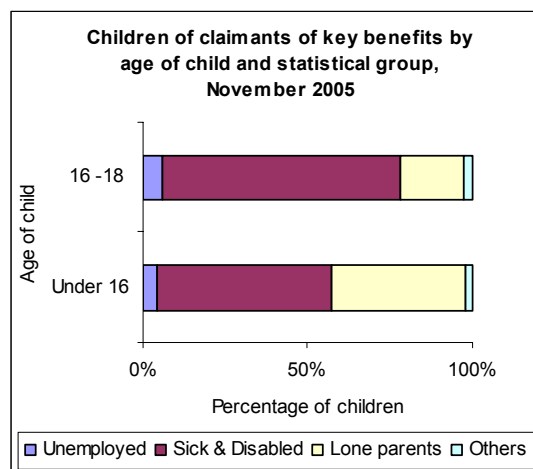
- In the last year the number of claimants increased in the 50 – Retirement age group by 1% whilst the numbers in the 16 - 24 age group and the 25 – 49 age group both decreased by 1%



- The proportion of working age population claiming at least one key benefit was 20.9% in Northern Ireland compared to 13.2% in Great Britain at November 2005
- The proportion of the working age population in Northern Ireland claiming at least one key benefit ranged from 13% (Castlereagh and North Down) to 31% (Strabane)

## Section 2: Families with children on key benefits

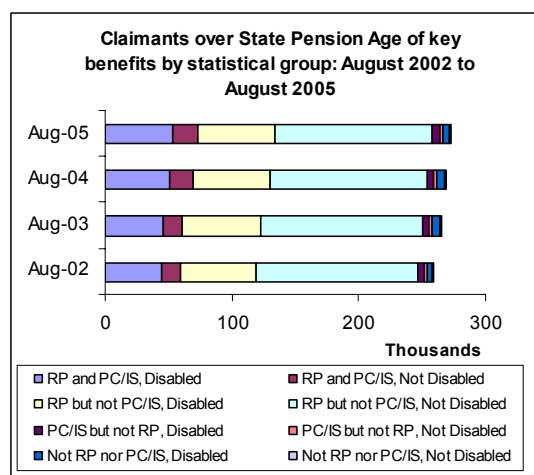
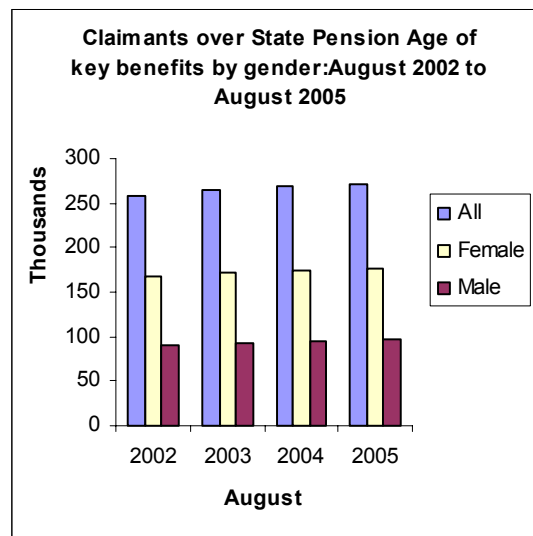
- 133,080 children were living in families claiming a key benefit at November 2005
- 5,680 were children of claimants in the unemployed group, 73,880 in the sick & disabled group and 50,620 in the lone parents group at November 2005
- 65% of key benefit children were in families where Income Support was being claimed



- The number of children under 16 years of age living in families where the benefit claimant was single was 68,240 (whilst the number where the claimant had a partner was 46,580) at November 2005
- 8.1% of families had four or more children at November 2005
- Amongst the sick and disabled group proportionally fewer children were under the age of five, reflecting the older age profile of those claiming sickness and/or disability benefits. The children of lone parents had the youngest profile with 65% aged under 11
- Of those children in families claiming a key benefit, 71% had been on benefits for at least two years
- The percentage of children living in families claiming a key benefit varied from 41% in Derry to 16% in North Down

### Section 3: Persons of Pensionable age on key benefits

- 272,350 (99%) of people over state pension age were claiming at least one key benefit at August 2005
- The number of people over state pension age claiming at least one key benefit rose by 3,612 (1.3%) between August 2005 and August 2004
- The proportion of people above state pension age claiming at least one key benefit was 99% for men and 99% for women at August 2005
- The largest increase between August 2004 and 2005 was in the PC/IS but not RP disabled group which rose by 12%. The largest decrease was in the disabled non RP non PC/IS group which fell by 18%
- Non disabled claimants of RP but not PC/IS made up the largest group in August 2005 ( 124,365 claimants – 46% of the overall total)



Further information can be obtained from the full publication which is available on the Internet. The address is [www.dsdni.gov.uk/index/stats\\_and\\_research.htm](http://www.dsdni.gov.uk/index/stats_and_research.htm). The next issue will be available online and in hard copy on 30 November 2006.

**Contact details:** Elaine Savage  
 Social Welfare Statistics & Consultancy Branch  
 4<sup>th</sup> Floor, James House, 2/4 Cromac Avenue  
 Gasworks Business Park, Ormeau Road  
 Belfast BT7 2JA

☎ 028 90819941  
 email: [elaine.savage@dsdni.gov.uk](mailto:elaine.savage@dsdni.gov.uk)