

# Northern Ireland Social Security Statistics Bulletin August 2004



---

## Introduction

The Northern Ireland Social Security Statistics Bulletin is produced each quarter by the Social Welfare Statistics and Consultancy Branch of the Department for Social Development.

The Bulletin provides an up to date and concise overview of the main benefits administered by the Social Security Agency and Northern Ireland Housing Executive. It also provides information on Child Benefit and Child and Working Tax Credits which are administered by the Inland Revenue. It is based on data available within DSD, Social Welfare Statistics and Consultancy Branch at the end of August 2004. Client Group Analysis statistics for persons of working age and their children are based on a 5% sample of information. Other statistics are based on a 100% sample of information unless otherwise stated.

Individual benefit publications produced by Social Welfare Statistics and Consultancy Branch will be available on the Department's Internet site at:

[www.dsdni.gov.uk/statistics-research/introduction.asp](http://www.dsdni.gov.uk/statistics-research/introduction.asp)

As well as Client Group Analysis (Families with Children, Working Age and Over State Pension Age) statistics on the following benefits are available:

- Income Support - November 2003
- Jobseeker's Allowance - February 2004
- Incapacity Benefit - February 2004
- Attendance Allowance - May 2004
- Disability Living Allowance - May 2004
- Carer's Allowance - March 2004
- Housing Benefit - February 2004
- Child Benefit - May 2004
- Retirement Pension - March 2004
- Widow's Benefit - March 2004
- Bereavement Benefit - March 2004
- Child and Working Tax Credits - April 2004

The rest of this bulletin comprises brief details of the statistics being released, including links to the Internet for benefits administered by the Inland Revenue.

**Next Publication:** 26<sup>th</sup> November 2004

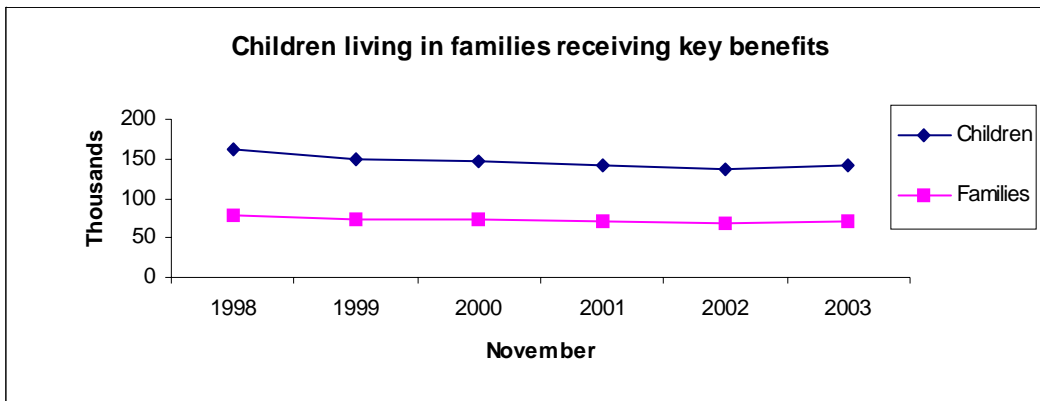
**Issued by:**

Social Welfare Statistics and Consultancy Branch  
Department for Social Development  
Block 4.3, Castle Buildings, Stormont Estate  
BELFAST BT4 3SJ  
Telephone: 028 90523339 Facsimile: 028 90522763  
email: [rosemary.crothers@dsdni.gov.uk](mailto:rosemary.crothers@dsdni.gov.uk)



## Client Group Analysis:

### Families with Children



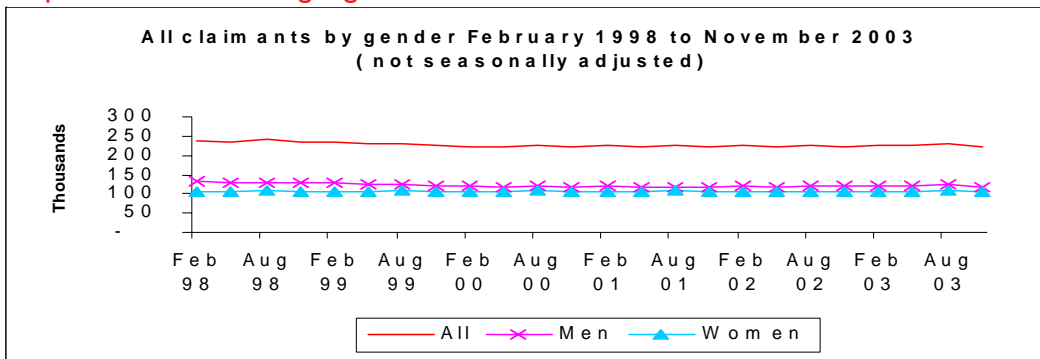
At November 2003:

- 142,580 children (33% of the total population of children aged under 16 and young adults aged 16 - 18 in full-time education) were living in families claiming a key benefit.

- 70% were children of claimants who had been on benefit for at least 2 years.

<http://www.dsdni.gov.uk/publications/DisplayItem.asp?intCategory=6>

### Population of Working Age



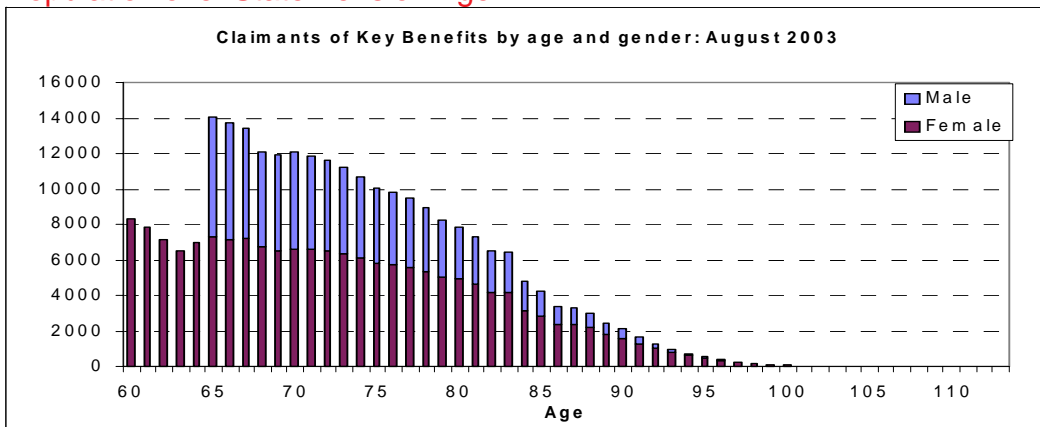
At November 2003:

- 21% (223,300) of people of working age claimed a key benefit

- 53% of claimants are men and 47% are women.

<http://www.dsdni.gov.uk/publications/DisplayItem.asp?intCategory=6>

### Population over State Pension Age



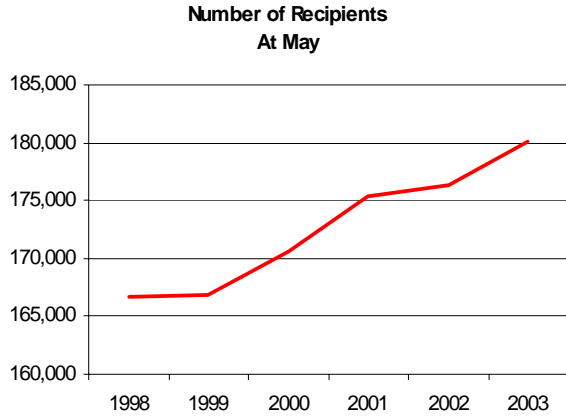
At August 2003:

- 99% (263,529) of people over state pension age claimed a key benefit

- 35% of claimants were men and 65% were women.

<http://www.dsdni.gov.uk/publications/DisplayItem.asp?intCategory=6>

## Income Support



**At November 2003:**

<b>Total recipients:</b>	<b>101,140</b>
- disabled	56.5%
- lone parents	27.3%
- elderly	1.1%
- other	15.0%
<b>Total beneficiaries:</b>	<b>207,300</b>
<b>Average weekly payment:</b>	<b>£90.94</b>
<b>% of recipients who are male</b>	<b>43.3%</b>
<b>% of recipients who are female</b>	<b>56.7%</b>
<b>% claiming more than 2 years</b>	<b>68.7%</b>

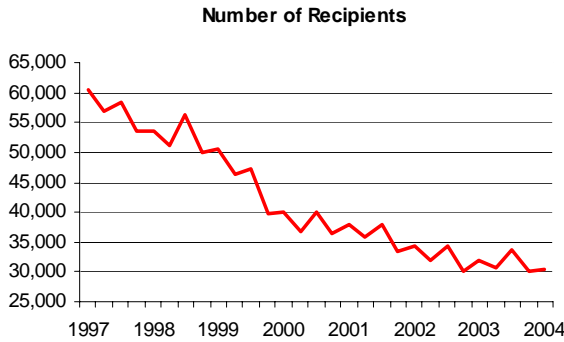
**Pension Credit replaced IS for pensioners on 6th Oct.2003**  
**Source: Information is taken from a validated 5% sample.**  
**Figures for November 2003 have been revised.**

*Latest published figures:*

<http://www.dsdni.gov.uk/publications/DisplayItem.asp?intCategory=3>

## Jobseeker's Allowance

(not seasonally adjusted)



**At February 2004:**

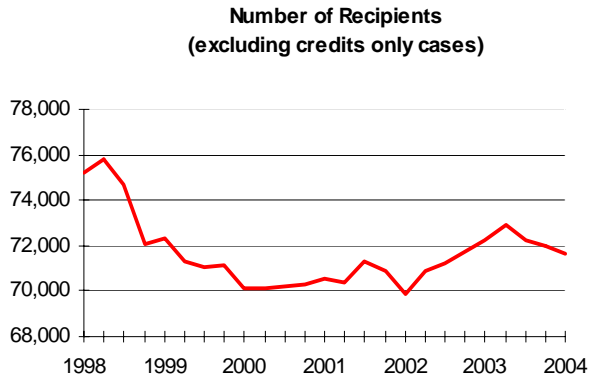
<b>Total claimants:</b>	<b>33,200</b>
<b>Total recipients:</b>	<b>30,365</b>
- income-based only	84.9%
- contribution-based only	14.4%
- contribution and income-based	0.8%
<b>Average weekly entitlement:</b>	
- income-based	<b>£61.04</b>
- contribution-based	<b>£51.52</b>
<b>% of recipients who are male</b>	<b>78.9%</b>
<b>% of recipients who are female</b>	<b>21.1%</b>
<b>% claiming more than 1 year</b>	<b>29.0%</b>
<b>% claiming more than 2 years</b>	<b>13.9%</b>

**Sources: IAD 20% sample which has been grossed.**

*Latest Published Figures:*

<http://www.dsdni.gov.uk/publications/DisplayItem.asp?intCategory=4>

## Incapacity Benefit



**At February 2004:**

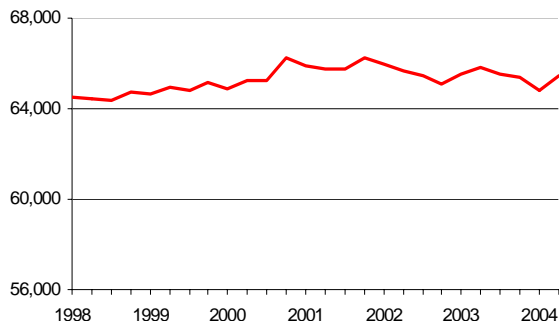
<b>Total claimants:</b>	<b>110,970</b>
<b>Total recipients:</b>	<b>71,685</b>
<b>Total long-term claimants</b>	<b>63,942</b>
<b>Average weekly entitlement:</b> (exc. credits only cases)	<b>£81.10</b>
<b>% of recipients who are male</b>	<b>60.7%</b>
<b>% of recipients who are female</b>	<b>39.3%</b>

*Latest Published Figures:*

<http://www.dsdni.gov.uk/publications/DisplayItem.asp?intCategory=2>

## Attendance Allowance

**Number of Recipients**



**At May 2004:**

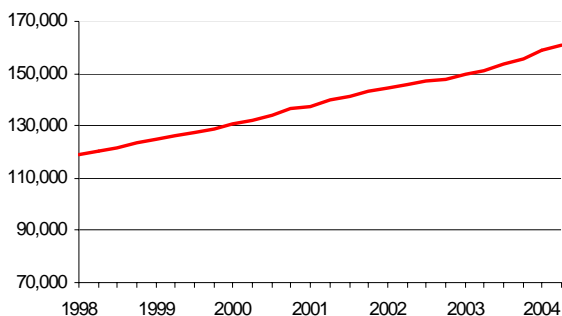
<b>Total recipients:</b>	<b>65,479</b>
<b>Average weekly entitlement:</b>	<b>£53.72</b>
% of recipients who are male	33.1%
% of recipients who are female	66.9%
<b>Average age of male recipients</b>	<b>79</b>
<b>Average age of female recipients</b>	<b>81</b>

*Latest Published Figures:*

<http://www.dsdni.gov.uk/publications/DisplayItem.asp?intCategory=1>

## Disability Living Allowance

**Number of Recipients**



**At May 2004:**

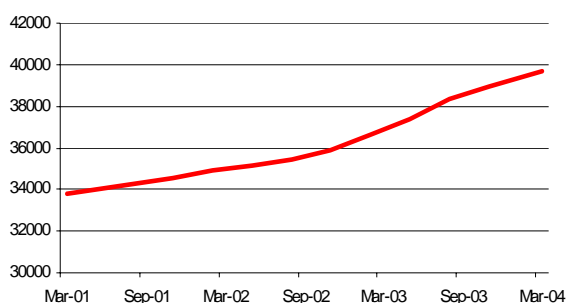
<b>Total recipients:</b>	<b>160,966</b>
- receiving Mobility component only	10.3%
- receiving Care component only	13.9%
- receiving both Care and Mobility component	75.8%
<b>Average weekly entitlement:</b>	<b>£63.22</b>
% of recipients who are male	47.6%
% of recipients who are female	52.4%

*Latest Published Figures:*

<http://www.dsdni.gov.uk/publications/DisplayItem.asp?intCategory=1>

## Carer's Allowance

**Number of Recipients**



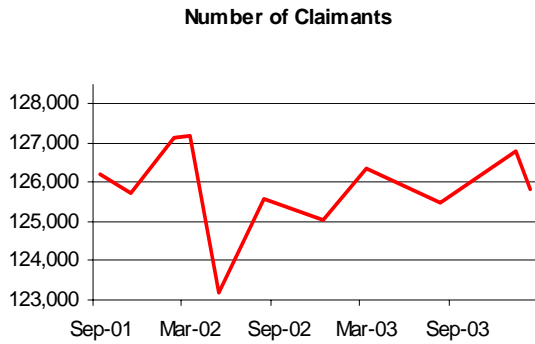
**At March 2004:**

<b>Total recipients:</b>	<b>39,673</b>
% of recipients who are male	67.5%
% of recipients who are female	32.5%

*Latest Published Figures:*

<http://www.dsdni.gov.uk/publications/DisplayItem.asp?intCategory=1>

## Housing Benefit

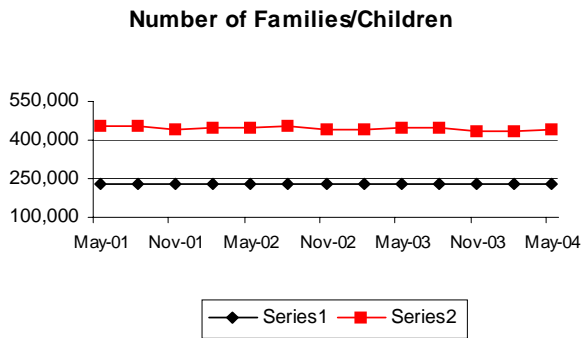


**At February 2004:**

<b>Total claimants</b>	<b>125,817</b>
<b>Total public rented</b>	<b>59.8%</b>
<b>Total private rented</b>	<b>40.2%</b>
<b>Average weekly entitlement – Public rented</b>	<b>£47.79</b>
<b>Average weekly entitlement – Private rented</b>	<b>£56.19</b>
<b>% of recipients who are male</b>	<b>41.7%</b>
<b>% of recipients who are female</b>	<b>58.3%</b>
<b>% claiming more than 2 years</b>	<b>65.7%</b>

Information is taken from Housing Benefit scan.

## Child Benefit



**At May 2004:**

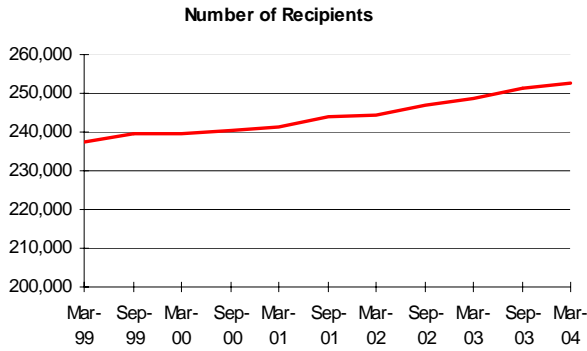
<b>Total recipient families:</b>	<b>229,800</b>
<b>Total recipient children:</b>	<b>440,300</b>

**Source:**

Information is now taken from a validated 5% Sample.  
[http://www.inlandrevenue.gov.uk/stats/child\\_benefit/menu.htm](http://www.inlandrevenue.gov.uk/stats/child_benefit/menu.htm)

**The information for the Child Support Agency has been removed from this Bulletin**

## Retirement Pension



**At March 2004:**

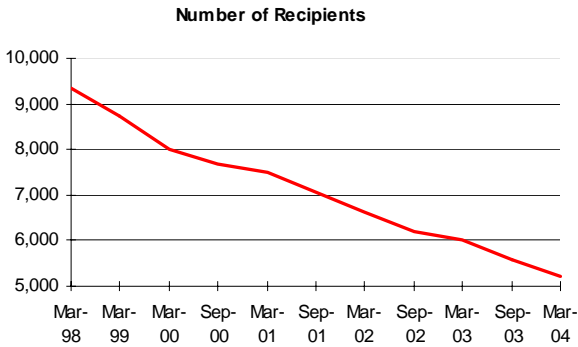
<b>Total recipients:</b>	<b>252,537</b>
- Male	36%
- Female	64%
<b>Average payment (£pw)</b>	
- All pensioners	<b>£81.44</b>
- Male	£95.40
- Female	£73.71

**Source: Information is taken from a validated 100% extract of the Pension Services Computer System.**

*Latest Published Figures:*

<http://www.dsdni.gov.uk/publications/DisplayItem.asp?intCategory=61>

## Widow's Benefit



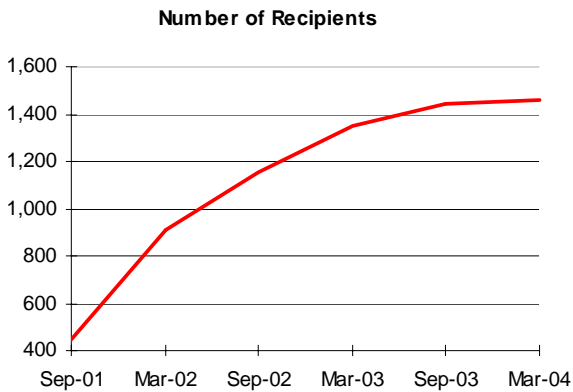
**At March 2004:**

<b>Total recipients:</b>	<b>5,203</b>
All of the recipients are women	
<b>Average payment (£pw)</b>	<b>£75.22</b>

*Note: Bereavement Benefit replaced Widow's Benefit in April 2001. These figures exclude Widow's Payment.*

**Source: Information is taken from a validated 100% extract of the Pension Services Computer System.**

## Bereavement Benefit



**At March 2004:**

<b>Total recipients:</b>	<b>1,460</b>
- Male	36%
- Female	64%
<b>Average payment (£pw)</b>	
- All pensioners	<b>£82.60</b>
- Male	£81.41
- Female	£83.27

**Source: Information is taken from an validated 100% extract of the Pension Services Computer System.**

## Child and Working Tax Credits

In-work families with awards; combination and level of payment	
At April 2004:	
Total families claiming WTC and CTC	150,400
Total families receiving WTC and CTC	57,800
Number of families (with children) receiving CTC only	77,500
-more than family element	22,900
-family element	51,000
-less than family element	3,600
Number of families (without children) receiving WTC	8,400
Number of families with Nil awards	6,600 <sup>1</sup>

Source: <http://www.inlandrevenue.gov.uk/stats/personal-tax-credits/menu.htm>

<sup>1</sup> Claimed, and eligible for, CTC or WTC at the reference date, but with zero awards based on their circumstances at that date and their annual income reported by that date. These claimants may have positive awards at other times in the year based on their circumstances then, and may finally qualify for positive annual awards based on their circumstances in the year and their current year incomes.

**These figures are produced from a sample snapshot at a set date and modelled on fixed circumstances and income at that date.**

---

### A brief description of the analyses included in this publication:

**Client Group Analysis (Families with Children)** combines data collected for Jobseeker's Allowance, Income Support, Disability Living Allowance, Incapacity Benefit and Severe Disablement Allowance on children/young adult dependants for whom additional benefit is payable.

**Client Group Analysis (Working Age)** combines data collected for Jobseeker's Allowance, Incapacity Benefit, Severe Disablement Allowance, Disability Living Allowance and Income Support.

**Client Group Analysis (Over State Pension Age)** combines data for Attendance Allowance, Disability Living Allowance, Incapacity Benefit, Income Support, State Pension and Severe Disablement Allowance.

**Income Support (IS)** was introduced on April 11th, 1988 and is an income related benefit that can be claimed by people normally aged 18 or over that work less than 16 hours a week and have insufficient income to meet their needs. Additional help is available for partners and children of claimants.

**Jobseeker's Allowance (JSA)** was introduced on October 7th, 1996 and replaced Unemployment Benefit and Income Support for unemployed people. JSA is a contributory or income related benefit paid to people under Retirement Pension age who are available for and actively seeking employment, including those in work for less than 16 hours a week on average, and by people on a Government training scheme.

**Incapacity Benefit (IB)** was introduced on April 13th, 1995 and is paid to people who are incapable of work and who have paid sufficient contributions throughout their working life.

**Attendance Allowance (AA)** was introduced on December 6th, 1971 and is a benefit for people over the age of 65 who are so severely disabled, physically or mentally, that they need a great deal of help with personal care or supervision. This assistance could be required during the day and/or at night. Those requiring constant help receive the higher rate of benefit.

**Disability Living Allowance (DLA)** was introduced on April 1st, 1992 and is a benefit for people who have become disabled before the age of 65 and who need assistance with personal care or mobility.

**Carer's Allowance (formerly Invalid Care Allowance)** was introduced on July 5th, 1976, it is paid to someone who looks after a severely disabled person for at least 35 hours a week. The severely disabled person must be getting either higher or middle rate DLA care component or AA or constant AA at the maximum rate under War Pensions or Industrial Injuries Scheme.

**Housing Benefit (HB)** was introduced on April 1st, 1983 and is an income related benefit, designed to help people on low incomes pay for rented accommodation whether in or out of work.

**Child Benefit (ChB)** was introduced on April 5th, 1977 and is a benefit paid for all children up to the age of sixteen (or nineteen if in full time education up to A-level or equivalent standard). A higher rate of child benefit is payable for the first child. Certain lone parents with preserved rights may remain eligible for Child Benefit (Lone Parent). This benefit is administered by Inland Revenue details available from <http://www.inlandrevenue.gov.uk/childbenefit/index.htm>

**Retirement Pension (RP)** was introduced on January 1st, 1909 and is paid to people who have reached the retired pension age (65 for men, 60 for women) and who fulfil the residency and contributions conditions.

**Widow's Benefit** was introduced on July 6th, 1948 and is payable to women on or after 11 April 1988 and up to and including 8 April 2001. There are three types of widow's benefits: Widow's Payment, Widowed Mother's Allowance and Widow's Pension. Women widowed before 11 April 1988 continue to receive Widow's Benefit based on the rules that existed before that date.

**Bereavement Benefit** was introduced on April 9th, 2001 as a replacement to Widow's Benefit, payable to both men and women widowed on or after 9 April 2001. There are three types of Bereavement Benefits available: Bereavement Payment, Widowed Parent's Allowance and Bereavement Allowance.

**Child Tax Credit (CTC) and Working Tax Credit (WTC)** replaced Working Families' Tax Credit, Disabled Person's Tax Credit and Children's Tax Credit in April 2003. CTC is available to families with children up to 16, or up to 19 and in full-time non-advanced education. WTC is available to people working for at least 16 hours a week if they have children, or have an illness or disability which puts them at a disadvantage in getting a job. Certain other adults also qualify - for example, if they are aged at least 25 and work for at least 30 hours a week. These Personal Tax Credits are administered by the Inland Revenue, details available from <http://www.inlandrevenue.gov.uk/stats/personal-tax-credits/menu.htm>