

Social Security Summary Statistics Northern Ireland



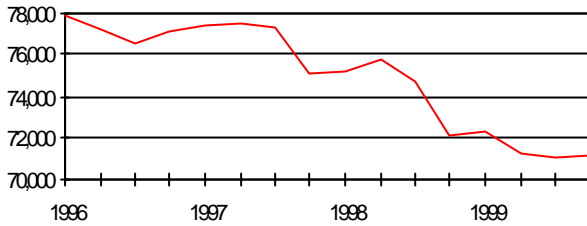
[Visit our website for more detailed information on various benefits](#)

April 2000

A government Statistical Publication

Incapacity Benefit

Number of Recipients (excluding credits only cases)

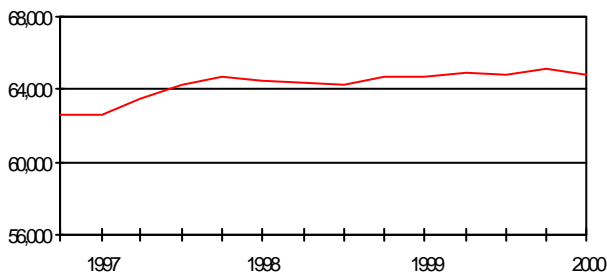


At November 1999:

Total claimants:	99,303
Total recipients:	71,171
Total long-term claimants	61,495
Average weekly entitlement:	£79.25
(exc. credits only cases)	
% of recipients who are male	61.7%
% of recipients who are female	38.3%

Attendance Allowance

Number of Recipients

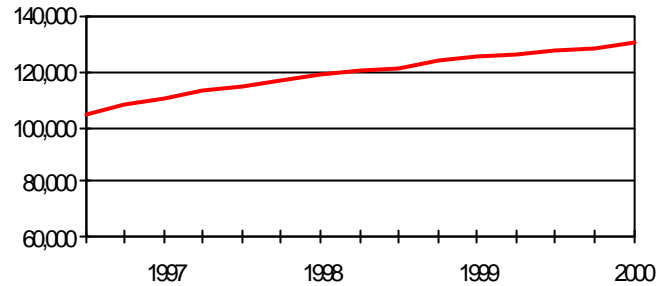


At February 2000:

Total recipients:	64,850
Average weekly entitlement:	£47.74
% of recipients who are male	31.9%
% of recipients who are female	68.1%
Average age of male recipients	78
Average age of female recipients	80

Disability Living Allowance

Number of Recipients

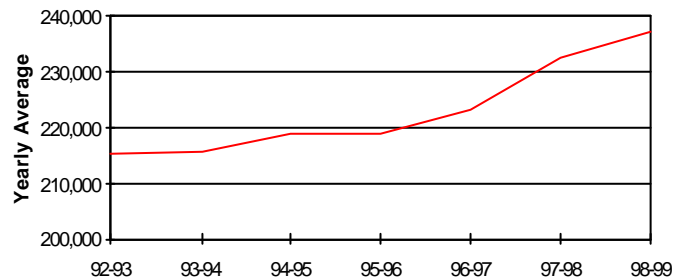


At February 2000:

Total recipients:	130,536
- receiving Mobility component only	11.9%
- receiving Care component only	15.6%
- receiving both Care and Mobility component	72.5%
Average weekly entitlement:	£55.88
% of recipients who are male	47.5%
% of recipients who are female	52.5%

Retirement Pension

Number of Recipients



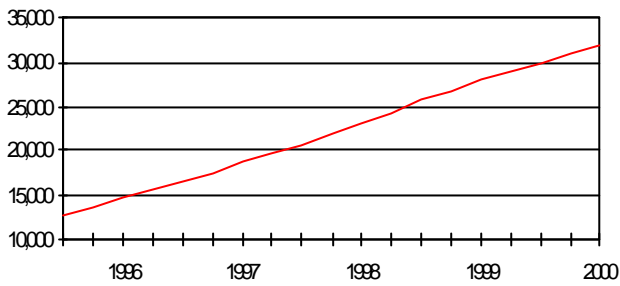
At March 2000:

Total recipients:	242,940
- Male	35%
- Female	65%
Average payment (£pw)	
- All pensioners	£69.18
- Male	£81.75
- Female	£62.30

Source: Information is taken from an unvalidated 100% extract of the Retirement Pension Computer System

Child Support Agency

Number of Live and Assessed Cases

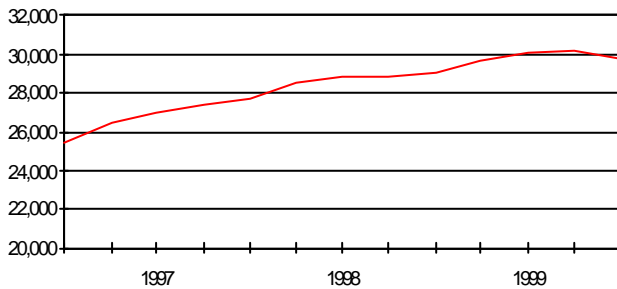


At February 2000:

Total 'live' and assessed cases:	31,745
- full maintenance assessment	30,178
- interim maintenance assessment	1,567
For fully assessed cases:	
Average assessed maintenance	
- for employees	£33.97
- for self-employed	£19.99
For those using the collection service	
- fully compliant	50%
- partially compliant	24%
- nil compliant	27%
Parents with care	
- female	95%
- male	5%

Family Credit

Number of Recipients



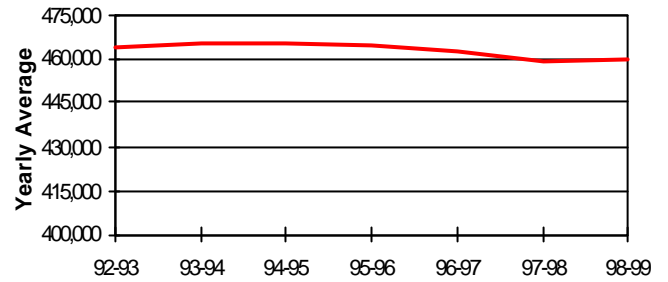
At August 1999:

Total families receiving Family Credit:	29,790
- main earner is male	45%
- main earner is female	55%
Average weekly payment:	£66.65
Average gross earnings	£118.34
Average working week (hours)	30.2
% of families headed by a Lone Parent	45%

Note: Family Credit was replaced by Working Families Tax Credit in October 1999.

Child Benefit

Number of Children



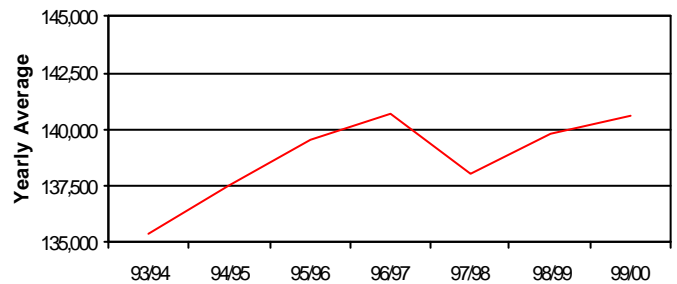
At April 2000:

Total recipient families:	229,350
- with CB (Lone Parent premium)	15.1%
- without CB (Lone Parent premium)	84.9%
Total recipient children:	454,125
- in families with CB (Lone Parent premium)	13.0%
- in families without CB (Lone Parent premium)	87.0%

Source: Information is taken from an unvalidated 100% extract of the Child Benefit Computer System

Housing Benefit

Number of Claimants

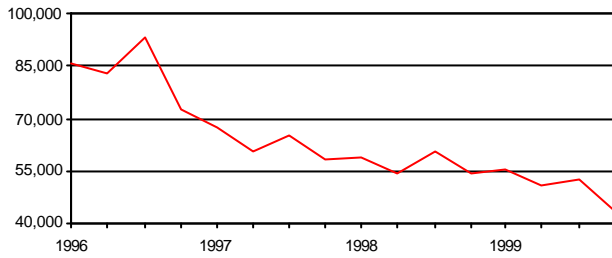


At Feb 1999:

Total claimants	138,454
Total public rented	73.7%
Total private rented	26.3%
Average weekly entitlement – Public rented	£37.76
Average weekly entitlement – Private rented	£45.53
% of recipients who are male	42.5%
% of recipients who are female	57.5%
% claiming more than 2 years	67.0%

Jobseeker's Allowance (Unemployment Benefit and Income Support for the unemployed prior to 7 October 1996)

Number of Claimants



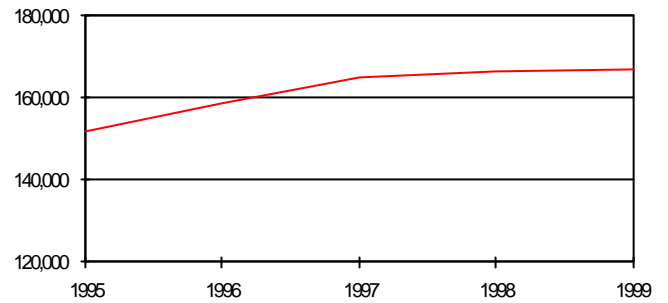
At November 1999:

Total claimants:	43,122
Total recipients:	38,662
- income-based only	89.3%
- contribution-based only	9.7%
- contribution and income-based	1.0%
Average weekly entitlement:	
- income-based	£61.64
- contribution-based	£47.83
% of recipients who are male	79.1%
% of recipients who are female	20.9%
% claiming more than 1 year	36.7%
% claiming more than 2 years	22.5%

Sources: DSD, DETI .

Income Support (excludes the unemployed)

Number of Recipients



At March 2000:

Total recipients:	167,255
- disabled	27.4%
- lone parents	19.0%
- elderly	42.4%
- other	11.2%
Total beneficiaries:	297,528
Average weekly payment:	£63.83
% of recipients who are male	38.6
% of recipients who are female	61.4
% claiming more than 2 years	72.1

Source: Information is taken from an unvalidated 100% extract of the Income Support Computer System

NOTE TO USERS:

This bulletin provides an up-to-date and concise overview of the main benefits administered by the SSA and CSA. It is based on data available within DSD, Statistics and Research Branch at the end of April 2000. Statistics are based on a 100% sample of information unless otherwise stated.

Further information can be obtained by visiting our web site at http://www.dhssni.gov.uk/the_department/statistics or by contacting:

Paddy Hannigan
 Department for Social Development,
 Statistics and Research Branch
 Annex 1
 Castle Buildings
 Stormont
 Belfast BT4 3UD
 Tel: 028 9052 2062 Fax: 028 9052 2763
 e-mail: paddy.hannigan@dsdni.gov.uk

Caution:

Variable scale vertical axes are used to show recent trends.