

Social Security Summary Statistics

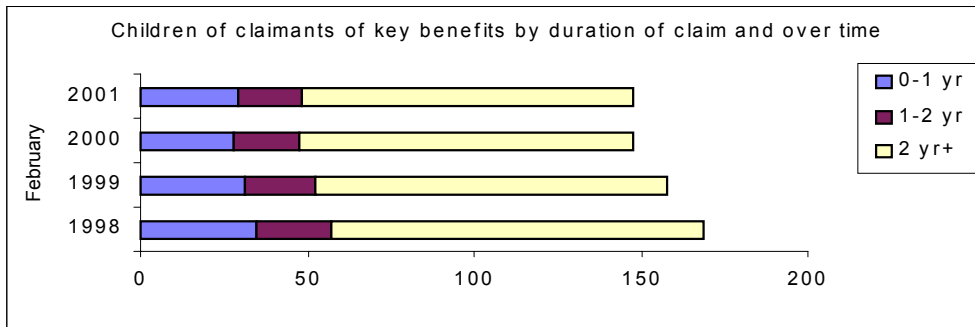


Northern Ireland
A National Statistics Publication
February 2002



For more detailed information on various benefits visit our website at www.dsdni.gov.uk/srb/index.html

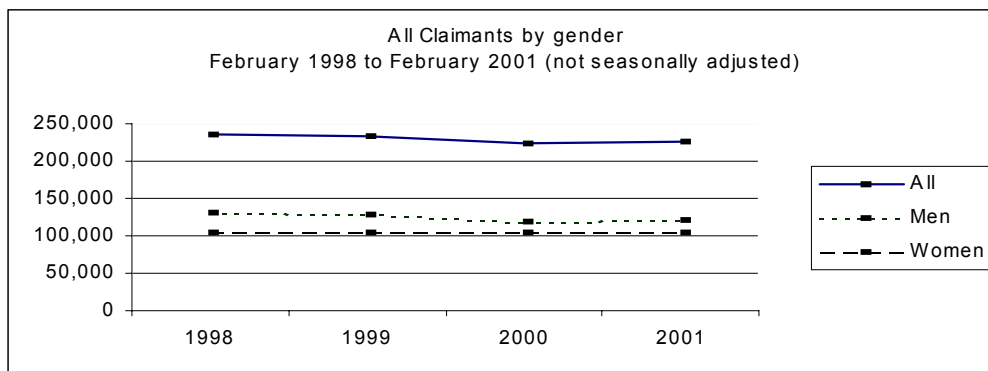
Client Group Analysis: Families with Children:



At February 2001:

- 147,780 children were living in families claiming a key benefit. This number was down by 12% (20,760) from February 1998
- 67% of them had been on benefit for at least 2 years

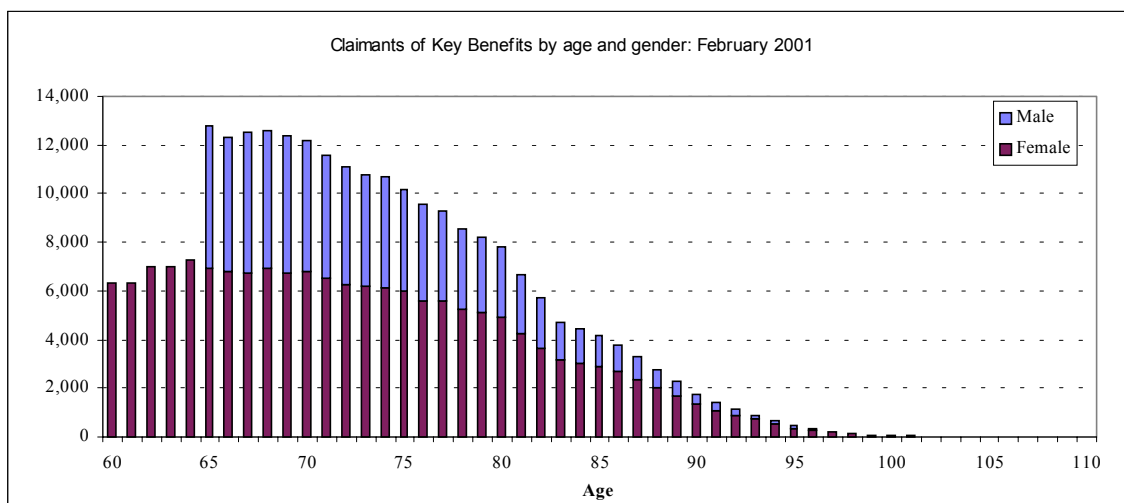
Population of Working Age



At February 2001:

- 22% (226,720) of people of working age claimed a key benefit
- 53% of claimants are men and 47% are women

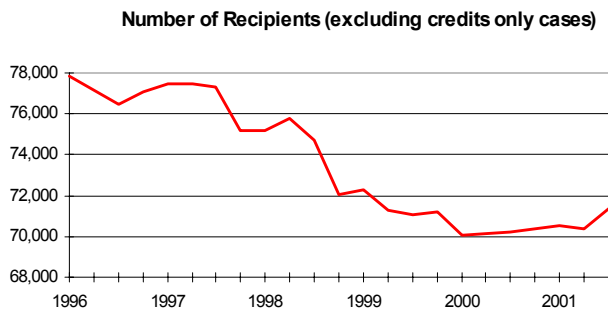
Population over State Pension Age



At February 2001:

- 97% (251,485) of people over state pension age claimed a key benefit
- 35% of claimants are men

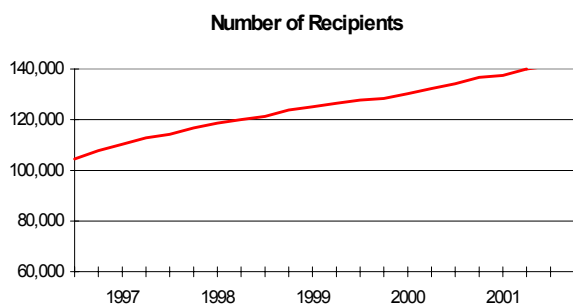
Incapacity Benefit



At August 2001:

Total claimants:	103,253
Total recipients:	71,333
Total long-term claimants	61,643
Average weekly entitlement: (exc. credits only cases)	£80.59
% of recipients who are male	61.0%
% of recipients who are female	39.0%

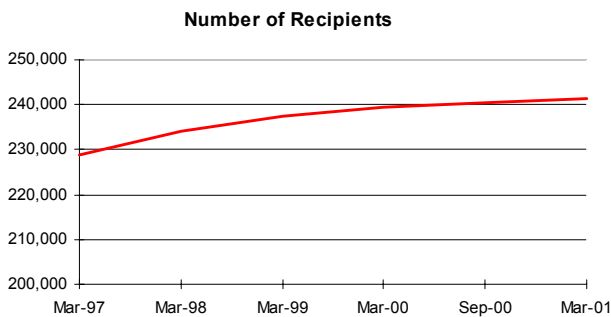
Disability Living Allowance



At November 2001:

Total recipients:	142,984
- receiving Mobility component only	11.0%
- receiving Care component only	13.6%
- receiving both Care and Mobility component	75.4%
Average weekly entitlement:	£59.49
% of recipients who are male	47.6%
% of recipients who are female	52.4%

Retirement Pension

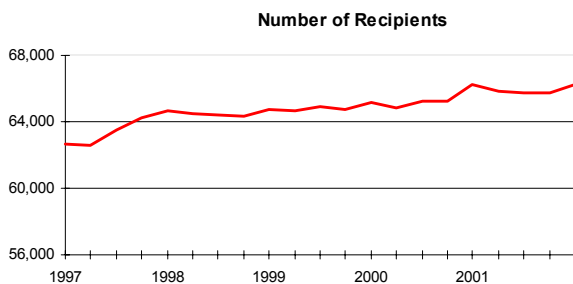


At March 2001

Total recipients:	241,316
- Male	35%
- Female	65%
Average payment (£pw)	
- All pensioners	£70.17
- Male	£82.79
- Female	£63.29

Source: Information is taken from an unvalidated 100% extract of the Retirement Pension Computer System

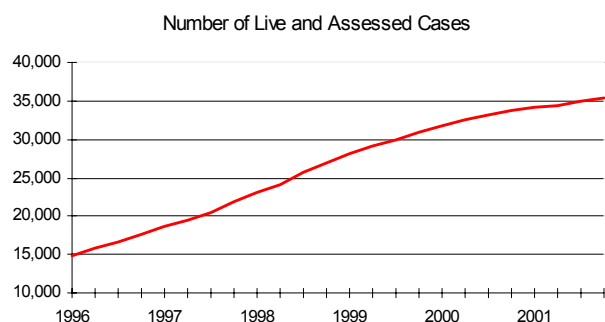
Attendance Allowance



At November 2001:

Total recipients:	66,286
Average weekly entitlement:	£50.28
% of recipients who are male	32.3%
% of recipients who are female	67.7%
Average age of male recipients	79
Average age of female recipients	80

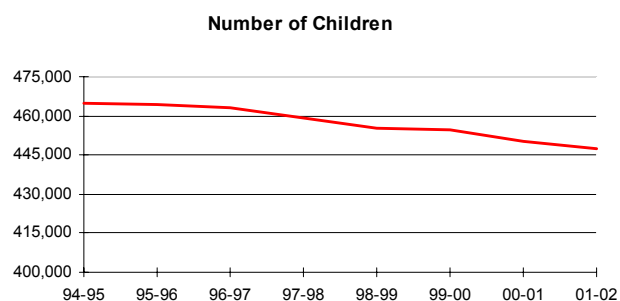
Child Support Agency



At November 2001:

Total 'live' and assessed cases:	35,401
- full maintenance assessment	34,068
- interim maintenance assessment	1,333
For fully assessed cases:	
Average assessed maintenance	
- for employees	£34.77
- for self-employed	£20.30
For those using the collection service	
- fully compliant	53%
- partially compliant	24%
- nil compliant	23%
Parents with care	
- female	95%
- male	5%

Child Benefit

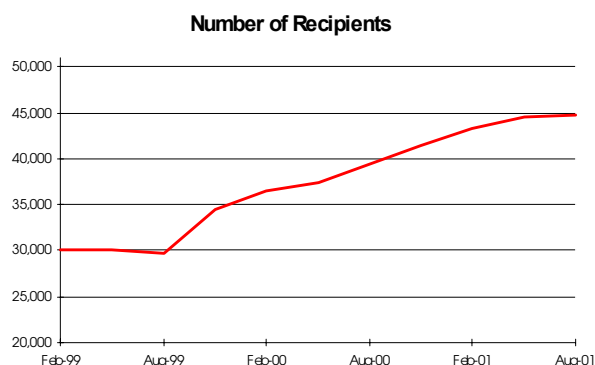


At Jan 2002:

Total recipient families:	227,375
- with CB (Lone Parent premium)	12.5%
- without CB (Lone Parent premium)	87.5%
Total recipient children:	442,525
- in families with CB (Lone Parent premium)	11.1%
- in families without CB (Lone Parent premium)	88.9%

Source:
Information is taken from Child Benefit Summary Tables

Family Credit/Working Families Tax Credit

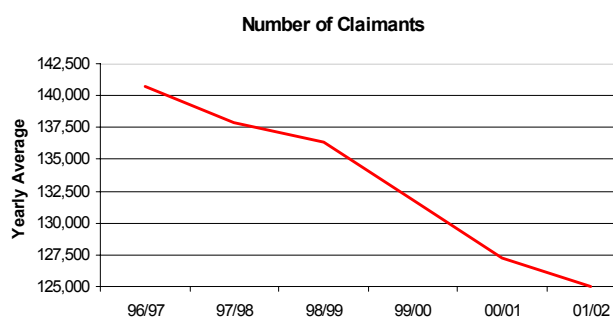


At August 2001:

Total families receiving WFTC:	44,800
- main earner is male	44%
- main earner is female	56%
Average weekly payment:	£86
Average gross earnings	£169
Average working week (hours)	31.5
% of families headed by a Lone Parent	47%

Note: WFTC replaced Family Credit from October 1999.

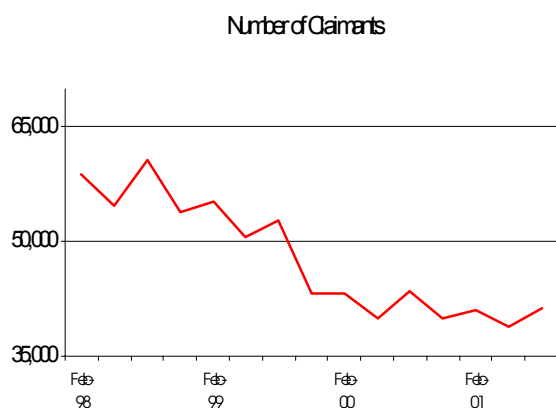
Housing Benefit



At November 2001:

Total claimants	125,699
Total public rented	67.8%
Total private rented	32.2%
Average weekly entitlement – Public rented	£43.83
Average weekly entitlement – Private rented	£54.09
% of recipients who are male	41.3%
% of recipients who are female	58.7%
% claiming more than 2 years	66.4%

Jobseeker's Allowance

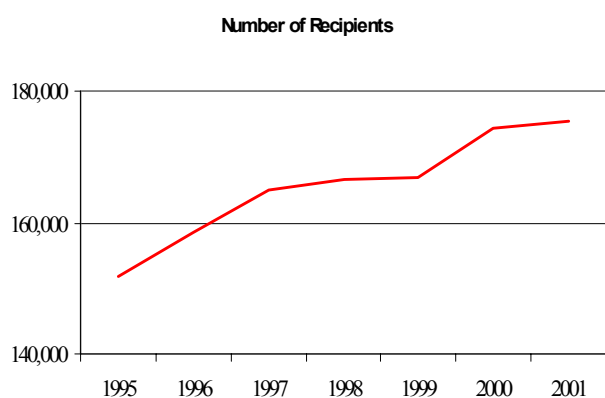


At August 2001

Total claimants:	41,265
Total recipients:	37,965
- income-based only	84.4%
- contribution-based only	14.6%
- contribution and income-based	1.0%
Average weekly entitlement:	
- income-based	£60.98
- contribution-based	£49.53
% of recipients who are male	73.9%
% of recipients who are female	26.1%
% claiming more than 1 year	33.9%
% claiming more than 2 years	17.0%

Sources: ASD 20% sample which has been grossed.

Income Support



At May 2001

Total recipients:	175,420
- disabled	29.1%
- lone parents	18.5%
- elderly	43.6%
- other	8.9%
Total beneficiaries:	304,220
Average weekly payment:	£73.10
% of recipients who are male	39.0%
% of recipients who are female	61.0%
% claiming more than 2 years	71.3%

Source: Information is taken from a validated 5% sample.

A brief description of the analyses included in this publication:

Client Group Analysis (Families with children) combines data collected for Jobseeker's Allowance, Income Support, Disability Living Allowance, Incapacity Benefit and Severe Disablement Allowance.

Client Group Analysis (Working Age) combines data collected for Jobseekers Allowance, Incapacity Benefit, Severe Disablement Allowance, Disability Living Allowance and Income Support.

Client Group Analysis (Over State Pension Age) combines data for Attendance Allowance, Disability Living Allowance, Incapacity Benefit, Income Support, Retirement Pension and Severe Disablement Allowance.

NOTE TO USERS:

This Bulletin provides an up to date and concise overview of the main benefits administered by the Social Security Agency, Child Support Agency and Northern Ireland Housing Executive. It also provides information on the Working Families Tax Credit administered by the Inland Revenue. It is based on data available within DSD, Statistics and Research Branch at the end of February 2002. Statistics are based on a 100% sample of information unless otherwise stated. Further information can be obtained by visiting our web site or by contacting:

Statistics & Research Branch
 Department for Social Development
 Block 4.3, Castle Buildings, Stormont Estate
 Belfast BT4 3SJ Tel - 028 90523339 Fax - 028 90522763
 e-mail - rosemary.crothers@dndni.gov.uk

Caution: Variable scale vertical axes are used to show recent trends.