

Social Security Summary Statistics

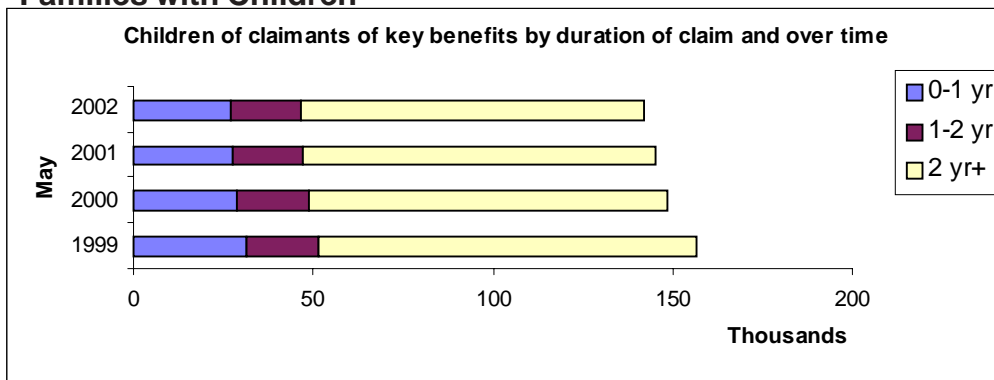


Northern Ireland
A National Statistics Publication
FEBRUARY 2003



For more detailed information visit our website at www.dsdni.gov.uk/statistics-research/introduction.asp

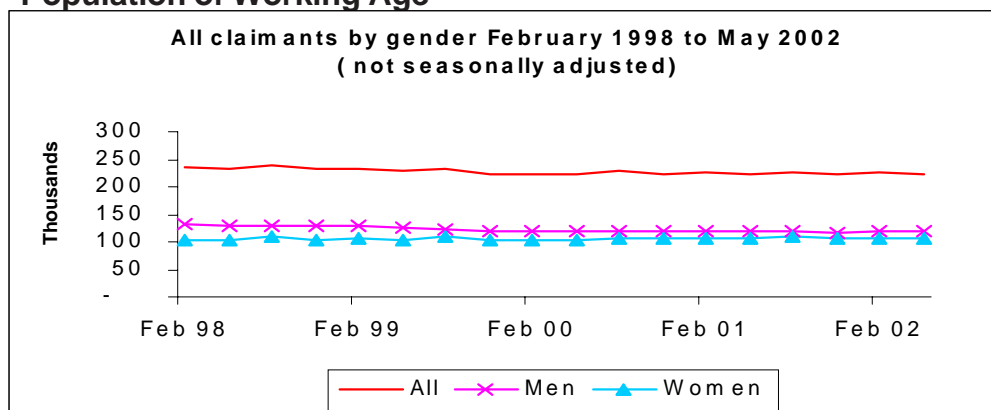
Client Group Analysis: Families with Children



At May 2002:

- 142,100 children were living in families claiming a key benefit. This number was down by 9% (14,380) from May 1999
- 67% were children of claimants who had been on benefit for at least 2 years

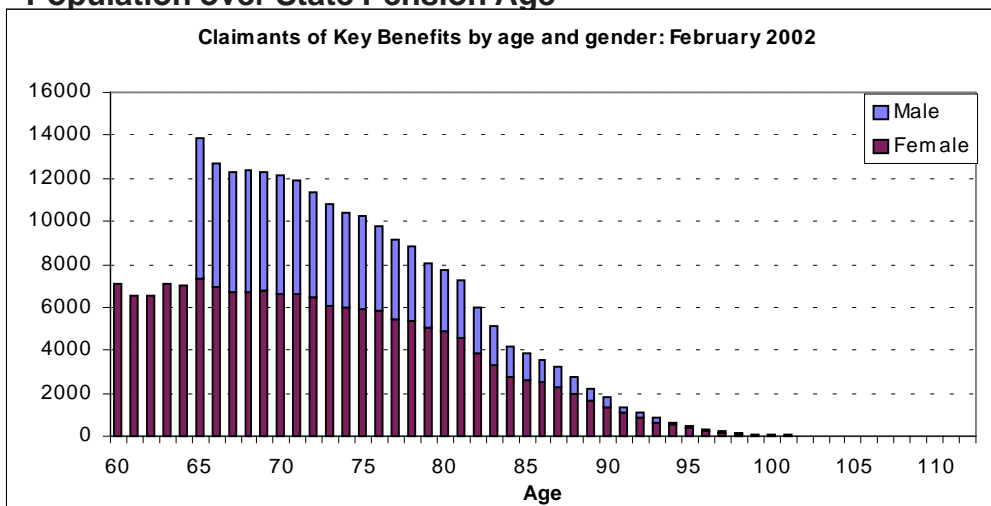
Population of Working Age



At May 2002:

- 22% (222,700) of people of working age claimed a key benefit
- 53% of claimants are men and 47% are women

Population over State Pension Age

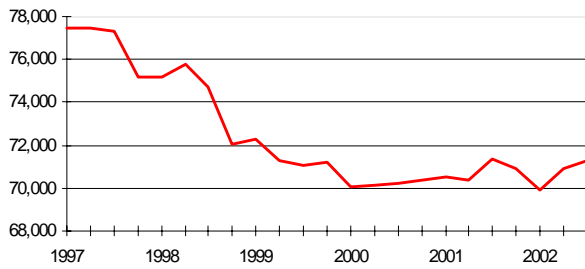


At February 2002:

- 97% (253,762) of people over state pension age claimed a key benefit
- 35% of claimants are men and 65% are women

Incapacity Benefit

Number of Recipients (excluding credits only cases)

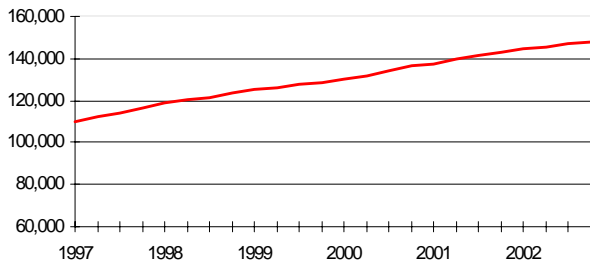


At August 2002:

Total claimants:	106,308
Total recipients:	71,252
Total long-term claimants	62,891
Average weekly entitlement: (exc. credits only cases)	£81.23
% of recipients who are male	60.8%
% of recipients who are female	39.2%

Disability Living Allowance

Number of Recipients

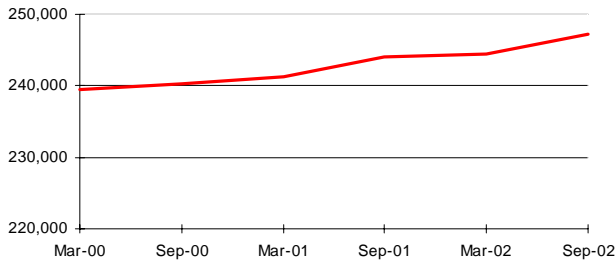


At November 2002:

Total recipients:	148,025
- receiving Mobility component only	11.3%
- receiving Care component only	13.5%
- receiving both Care and Mobility component	75.2%
Average weekly entitlement:	£60.47
% of recipients who are male	47.6%
% of recipients who are female	52.4%

Retirement Pension

Number of Recipients

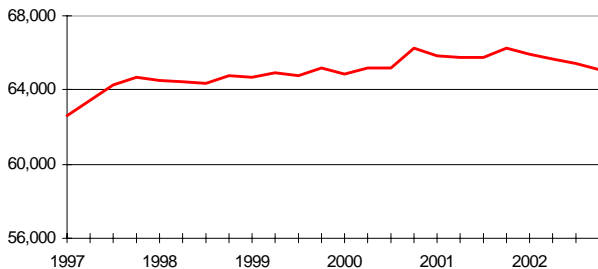


At September 2002

Total recipients	247,165
- Male	36%
- Female	64%
Average payment (£pw)	
- All pensioners	£78.71
- Male	£92.49
- Female	£71.11

Attendance Allowance

Number of Recipients

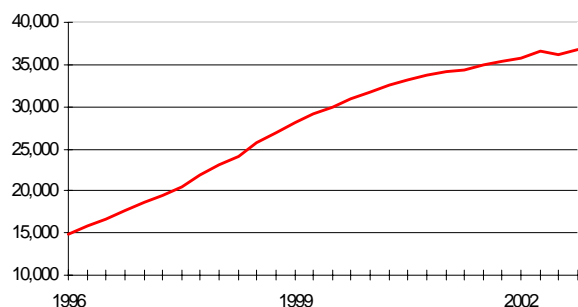


At November 2002:

Total recipients:	65,100
Average weekly entitlement:	£51.21
% of recipients who are male	32.6%
% of recipients who are female	67.4%
Average age of male recipients	79
Average age of female recipients	80

Child Support Agency

Number of Live and Assessed Cases

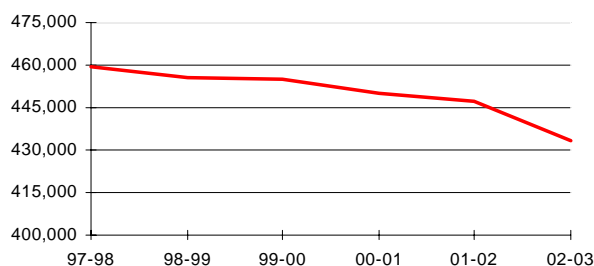


At November 2002:

Total 'live' and assessed cases:	36,812
- full maintenance assessment	35,619
- interim maintenance assessment	1,193
For fully assessed cases:	
Average assessed maintenance	
- for employees	£35.41
- for self-employed	£19.97

Child Benefit

Number of Children



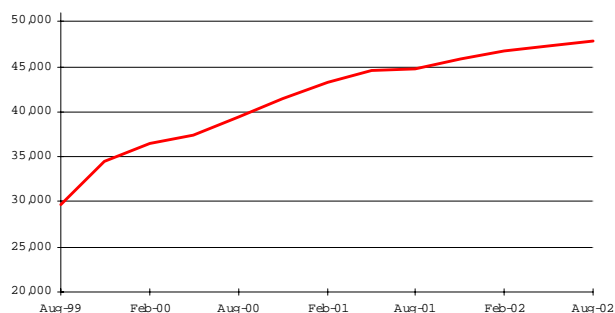
At October 2002:

Total recipient families:	224,725
Total recipient children:	433,150

Source:
Information is taken from Child Benefit Summary Tables

Family Credit/Working Families Tax Credit

Number of Recipients



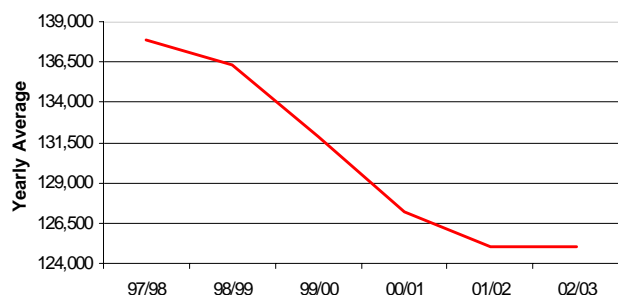
At August 2002:

Total families receiving WFTC:	47,899
- main earner is male	41%
- main earner is female	59%
Average weekly payment:	£90
Average gross earnings	£168
Average working week (hours)	31.1
% of families headed by a Lone Parent	49%

Note: WFTC replaced Family Credit from October 1999.

Housing Benefit

Number of Claimants

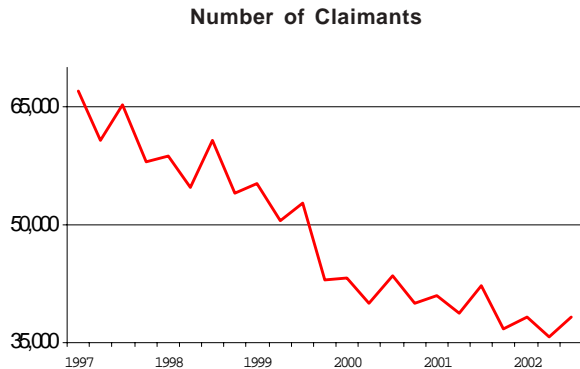


At December 2002:

Total claimants	125,035
Total public rented	64.1%
Total private rented	35.9%
Average weekly entitlement – Public rented	£45.43
Average weekly entitlement – Private rented	£58.06
% of recipients who are male	41.4%
% of recipients who are female	58.6%
% claiming more than 2 years	66.2%

Information is taken from Housing Benefit scan

Jobseeker's Allowance

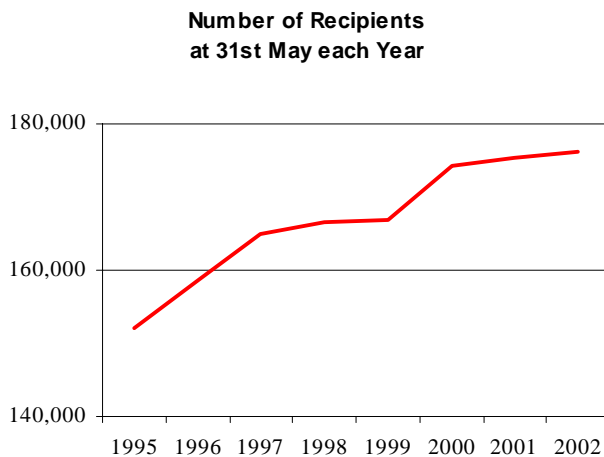


At August 2002

Total claimants:	38,257
Total recipients:	34,987
- income-based only	83.5%
- contribution-based only	15.2%
- contribution and income-based	1.3%
Average weekly entitlement:	
- income-based	£60.67
- contribution-based	£50.52
% of recipients who are male	74.8%
% of recipients who are female	25.2%
% claiming more than 1 year	27.1%
% claiming more than 2 years	12.9%

Source: ASD 20% sample which has been grossed.

Income Support



At August 2002

Total recipients:	178,080
- disabled	29.7%
- lone parents	17.0%
- elderly	44.0%
- other	9.2%
Total beneficiaries:	306,840
Average weekly payment:	£73.32
% of recipients who are male	40.2%
% of recipients who are female	59.8%
% claiming more than 2 years	74.0%

Source: Information is taken from a validated 5% sample

A brief description of the analyses included in this publication:

- Client Group Analysis (**Families with children**) combines data collected for Jobseeker's Allowance, Income Support, Disability Living Allowance, Incapacity Benefit and Severe Disablement Allowance.
- Client Group Analysis (**Working Age**) combines data collected for Jobseekers Allowance, Incapacity Benefit, Severe Disablement Allowance, Disability Living Allowance and Income Support.
- Client Group Analysis (**Over State Pension Age**) combines data for Attendance Allowance, Disability Living Allowance, Incapacity Benefit, Income Support, Retirement Pension and Severe Disablement Allowance.

NOTE TO USERS:

This Bulletin provides an up to date and concise overview of the main benefits administered by the Social Security Agency, Child Support Agency and Northern Ireland Housing Executive. It also provides information on the Working Families Tax Credit administered by the Inland Revenue. It is based on data available within DSD, Statistics and Research Branch at the end of February 2003. Statistics are based on a 100% sample of information unless otherwise stated.

Further information can be obtained by visiting our web site or by contacting:

Statistics & Research Branch
 Department for Social Development
 Block 4.3, Castle Buildings, Stormont Estate
 Belfast BT4 3SJ Tel - 028 90523339 Fax - 028 90522763
 e-mail - rosemary.crothers@dndi.gov.uk

Caution: Variable scale vertical axes are used to show recent trends.