

# Social Security Summary Statistics

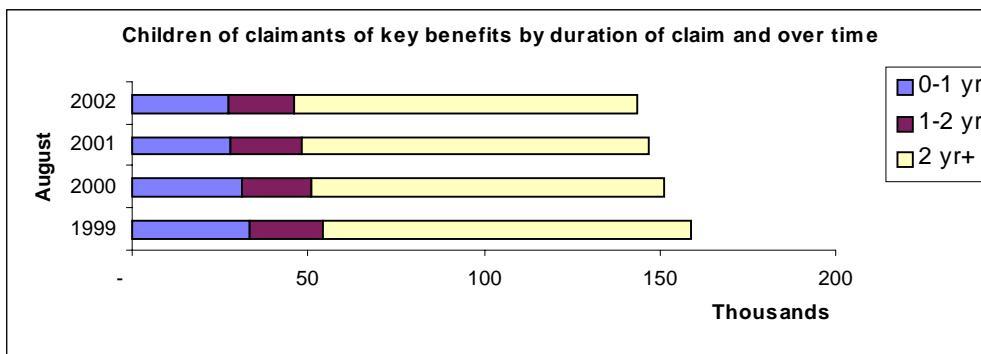


**Northern Ireland**  
A National Statistics Publication  
**MAY 2003**



For more detailed information visit our website at [www.dsdni.gov.uk/statistics-research/introduction.asp](http://www.dsdni.gov.uk/statistics-research/introduction.asp)

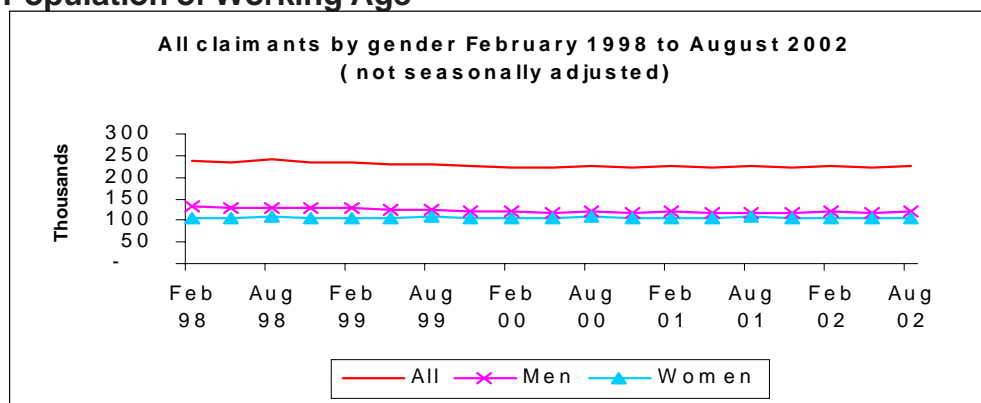
## Client Group Analysis: Families with Children



At August 2002:

- 143,720 children were living in families claiming a key benefit. This number was down by 9% (15,000) from August 1999.
- 68% were children of claimants who had been on benefit for at least 2 years.

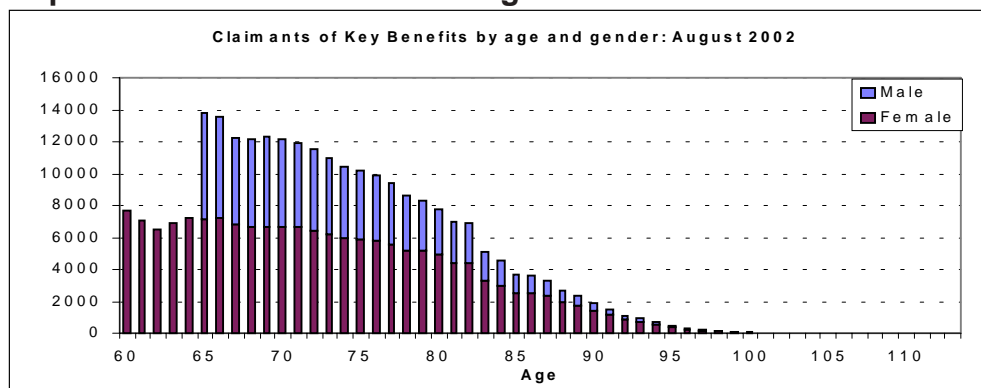
## Population of Working Age



At August 2002:

- 22% (226,980) of people of working age claimed a key benefit
- 53% of claimants are men and 47% are women.

## Population over State Pension Age

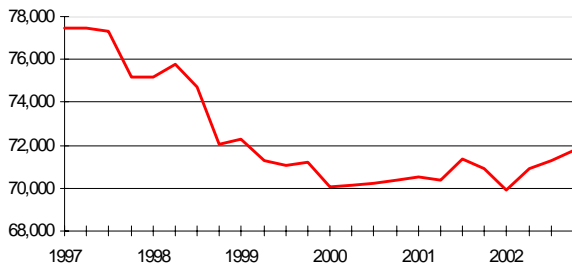


At August 2002:

- 98% (257,327) of people over state pension age claimed a key benefit
- 35% of claimants are men and 65% are women.

## Incapacity Benefit

Number of Recipients (excluding credits only cases)

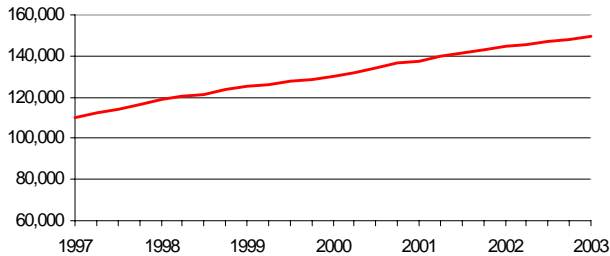


At November 2002:

<b>Total claimants:</b>	<b>107,926</b>
<b>Total recipients:</b>	<b>71,771</b>
<b>Total long-term claimants</b>	<b>63,129</b>
<b>Average weekly entitlement:</b> (exc. credits only cases)	<b>£80.75</b>
<b>% of recipients who are male</b>	<b>61.0%</b>
<b>% of recipients who are female</b>	<b>39.0%</b>

## Disability Living Allowance

Number of Recipients

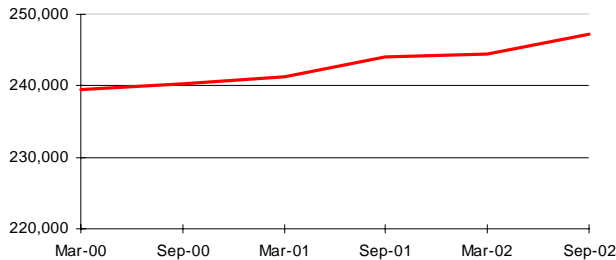


At February 2003:

<b>Total recipients:</b>	<b>149,636</b>
- receiving Mobility component only	11.3%
- receiving Care component only	13.5%
- receiving both Care and Mobility component	75.2%
<b>Average weekly entitlement:</b>	<b>£60.50</b>
<b>% of recipients who are male</b>	<b>47.5%</b>
<b>% of recipients who are female</b>	<b>52.5%</b>

## Retirement Pension

Number of Recipients

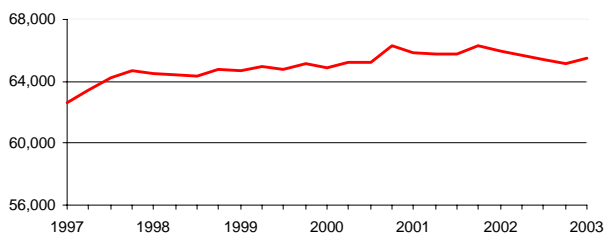


At September 2002:

<b>Total recipients</b>	<b>247,165</b>
- Male	36%
- Female	64%
<b>Average payment (£pw)</b>	
- All pensioners	£78.71
- Male	£92.49
- Female	£71.11

## Attendance Allowance

Number of Recipients

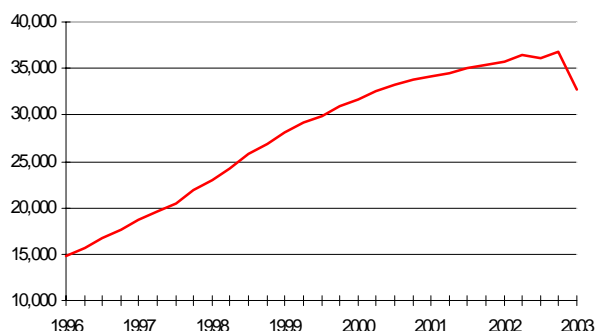


At February 2003:

<b>Total recipients:</b>	<b>65,526</b>
<b>Average weekly entitlement:</b>	<b>£51.24</b>
% of recipients who are male	32.8%
% of recipients who are female	67.2%
<b>Average age of male recipients</b>	<b>79</b>

## Child Support Agency

Number of Live and Assessed Cases



At February 2003:

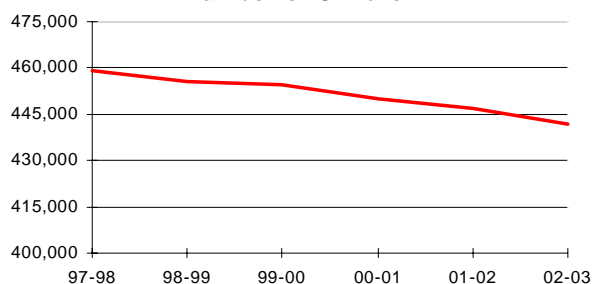
<b>Total 'live' and assessed cases:</b>	<b>32,644</b>
- full maintenance assessment	31,472
- interim maintenance assessment	1,172

For fully assessed cases:

Average assessed maintenance	
- for employees	£35.24
- for self-employed	£19.42

## Child Benefit

Number of Children



At March 2003:

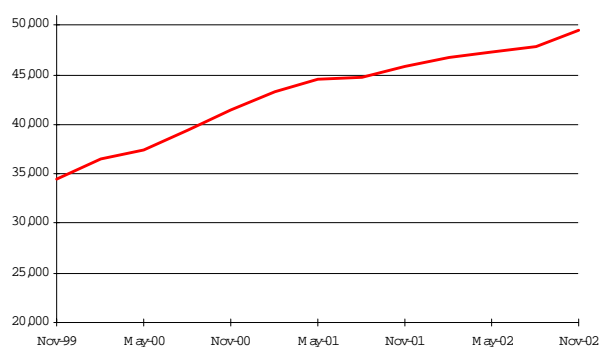
<b>Total recipient families:</b>	<b>228,075</b>
<b>Total recipient children:</b>	<b>440,425</b>

Source:

Information is taken from Child Benefit Summary Tables.

## Family Credit/Working Families Tax Credit

Number of Recipients



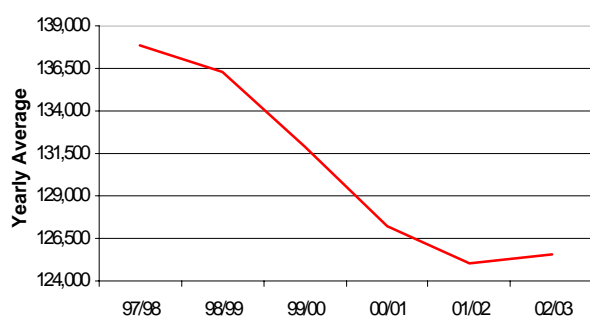
At November 2002:

<b>Total families receiving WFTC:</b>	<b>49,447</b>
- main earner is male	41%
- main earner is female	59%
<b>Average weekly payment:</b>	<b>£91</b>
<b>Average gross earnings</b>	<b>£169</b>
<b>Average working week (hours)</b>	<b>31.0</b>
<b>% of families headed by a Lone Parent</b>	<b>50%</b>

Note: WFTC replaced Family Credit from October 1999.

## Housing Benefit

Number of Claimants

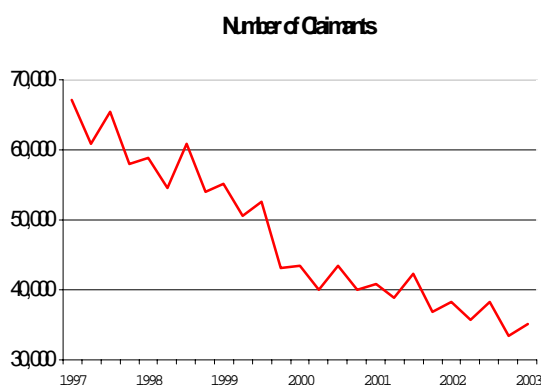


At March 2003:

<b>Total claimants</b>	<b>126,349</b>
<b>Total public rented</b>	<b>63.3%</b>
<b>Total private rented</b>	<b>36.7%</b>
<b>Average weekly entitlement – Public rented</b>	<b>£45.34</b>
<b>Average weekly entitlement – Private rented</b>	<b>£59.27</b>
<b>% of recipients who are male</b>	<b>41.5%</b>
<b>% of recipients who are female</b>	<b>58.5%</b>
<b>% claiming more than 2 years</b>	<b>66.2%</b>

Information is taken from Housing Benefit scan.

## Jobseeker's Allowance

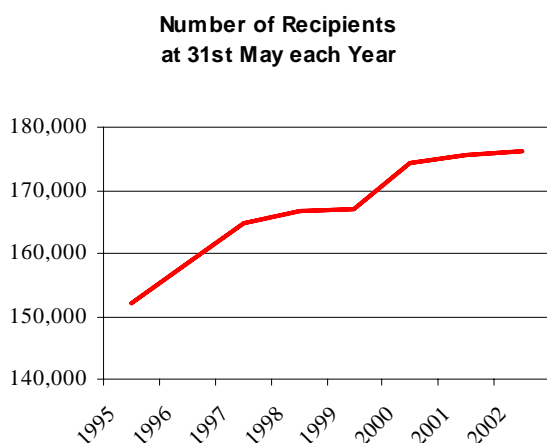


At February 2003:

<b>Total claimants:</b>	<b>35,176</b>
<b>Total recipients:</b>	<b>32,158</b>
- income-based only	83.2%
- contribution-based only	15.7%
- contribution and income-based	1.1%
<b>Average weekly entitlement:</b>	
- income-based	<b>£61.76</b>
- contribution-based	<b>£50.49</b>
<b>% of recipients who are male</b>	<b>79.2%</b>
<b>% of recipients who are female</b>	<b>20.8%</b>
<b>% claiming more than 1 year</b>	<b>27.1%</b>
<b>% claiming more than 2 years</b>	<b>13.4%</b>

Source: ASD 20% sample which has been grossed.

## Income Support



At November 2002:

<b>Total recipients:</b>	<b>178,660</b>
- disabled	30.3%
- lone parents	16.6%
- elderly	44.1%
- other	9.0%
<b>Total beneficiaries:</b>	<b>303,700</b>
<b>Average weekly payment:</b>	<b>£74.51</b>
<b>% of recipients who are male</b>	<b>40.7%</b>
<b>% of recipients who are female</b>	<b>59.3%</b>
<b>% claiming more than 2 years</b>	<b>74.2%</b>

Source:  
Information is taken from a validated 5% sample.

### A brief description of the analyses included in this publication:

- Client Group Analysis (**Families with children**) combines data collected for Jobseeker's Allowance, Income Support, Disability Living Allowance, Incapacity Benefit and Severe Disablement Allowance.
- Client Group Analysis (**Working Age**) combines data collected for Jobseekers Allowance, Incapacity Benefit, Severe Disablement Allowance, Disability Living Allowance and Income Support.
- Client Group Analysis (**Over State Pension Age**) combines data for Attendance Allowance, Disability Living Allowance, Incapacity Benefit, Income Support, Retirement Pension and Severe Disablement Allowance.

### NOTE TO USERS:

This Bulletin provides an up to date and concise overview of the main benefits administered by the Social Security Agency, Child Support Agency and Northern Ireland Housing Executive. It also provides information on the Working Families Tax Credit administered by the Inland Revenue. It is based on data available within DSD, Statistics and Research Branch at the end of May 2003. Statistics are based on a 100% sample of information unless otherwise stated.

Further information can be obtained by visiting our web site or by contacting:

Statistics & Research Branch  
Department for Social Development  
Block 4.3, Castle Buildings, Stormont Estate  
Belfast BT4 3SJ Tel - 028 90523339 Fax - 028 90522763  
e-mail - rosemary.crothers@dndi.gov.uk

**Caution:** Variable scale vertical axes are used to show recent trends.