

Social Security Summary Statistics

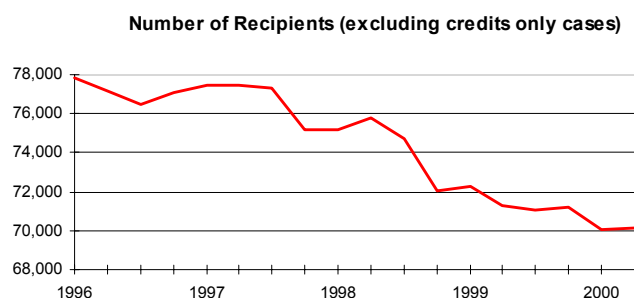


Northern Ireland
A National Statistics Publication
October 2001



For more detailed information on various benefits visit our website at www.dsdni.gov.uk/srb/index.html

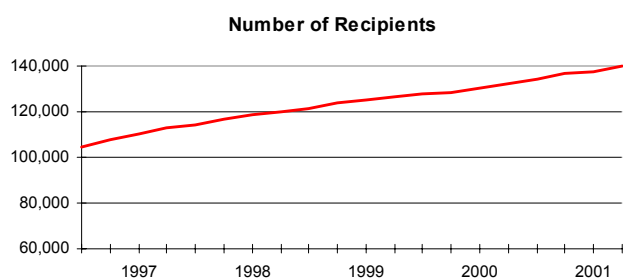
Incapacity Benefit



At February 2001:

Total claimants:	101,211
Total recipients:	70,503
Total long-term claimants	61,325
Average weekly entitlement:	£78.84
(exc. credits only cases)	
% of recipients who are male	61.6%
% of recipients who are female	38.4%

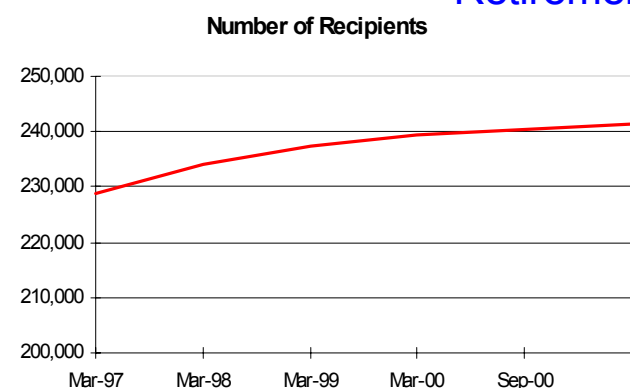
Disability Living Allowance



At August 2001:

Total recipients:	141,451
- receiving Mobility component only	11.1%
- receiving Care component only	13.9%
- receiving both Care and Mobility component	75.0%
Average weekly entitlement:	£59.30
% of recipients who are male	47.7%
% of recipients who are female	52.3%

Retirement Pension

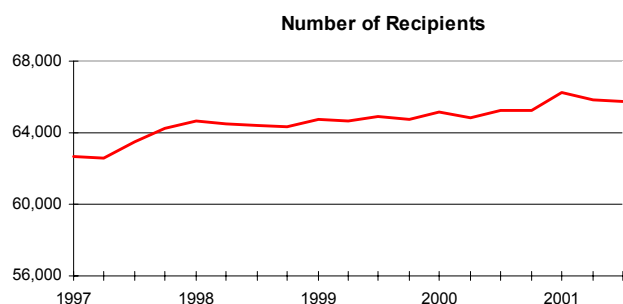


At September 2000

Total recipients:	241,316
- Male	35%
- Female	65%
Average payment (£pw)	
- All pensioners	£70.17
- Male	£82.79
- Female	£63.29

Source: Information is taken from an unvalidated 100% extract of the Retirement Pension Computer System.

Attendance Allowance

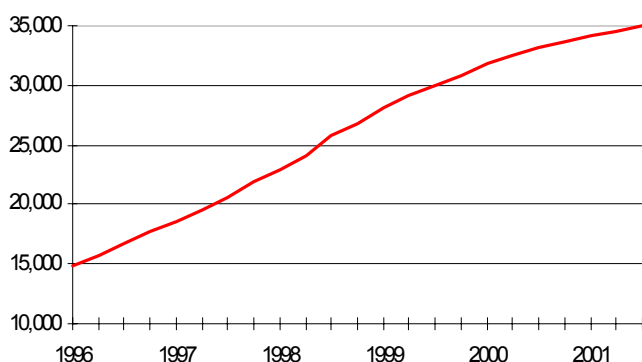


At May 2001:

Total recipients:	65,764
Average weekly entitlement:	£50.18
% of recipients who are male	32.2%
% of recipients who are female	67.8%
Average age of male recipients	78
Average age of female recipients	80

Child Support Agency

Number of Live and Assessed Cases

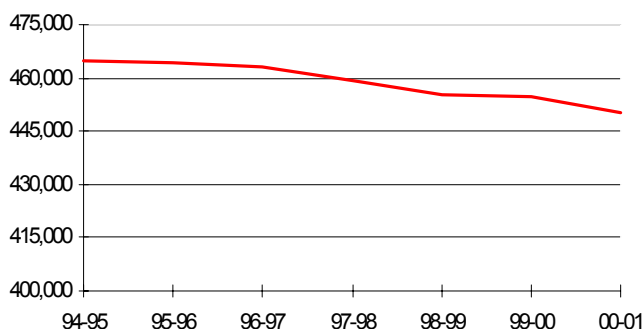


At August 2001:

Total 'live' and assessed cases:	34,954
- full maintenance assessment	33,590
- interim maintenance assessment	1,364
For fully assessed cases:	
Average assessed maintenance	
- for employees	£34.37
- for self-employed	£20.39
For those using the collection service	
- fully compliant	47%
- partially compliant	29%
- nil compliant	24%
Parents with care	
- female	95%
- male	5%

Child Benefit

Number of Children



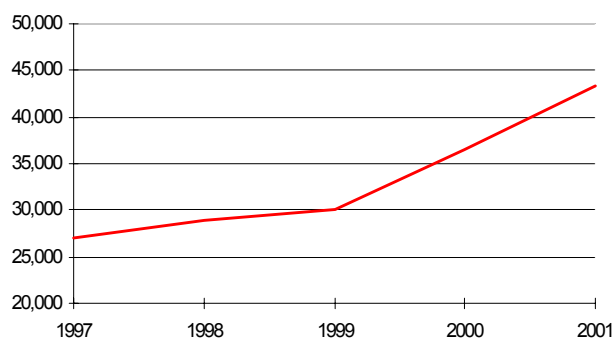
At Oct 2001:

Total recipient families:	225,875
- with CB (Lone Parent premium)	12.8%
- without CB (Lone Parent premium)	87.2%
Total recipient children:	438,600
- in families with CB (Lone Parent premium)	11.3%
- in families without CB (Lone Parent premium)	88.7%

Source: Information is taken from Child Benefit Summary Tables.

Family Credit/Working Families Tax Credit

Number of Recipients



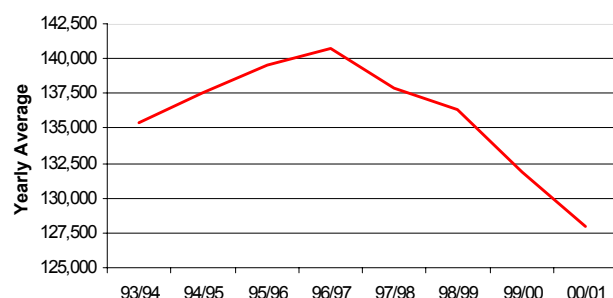
At May 2001:

Total families receiving WFTC:	44,500
- main earner is male	45%
- main earner is female	55%
Average weekly payment:	£83.86
Average gross earnings	£160.73
Average working week (hours)	31.8
% of families headed by a Lone Parent	46%

Note: WFTC replaced Family Credit from October 1999.

Housing Benefit

Number of Claimants

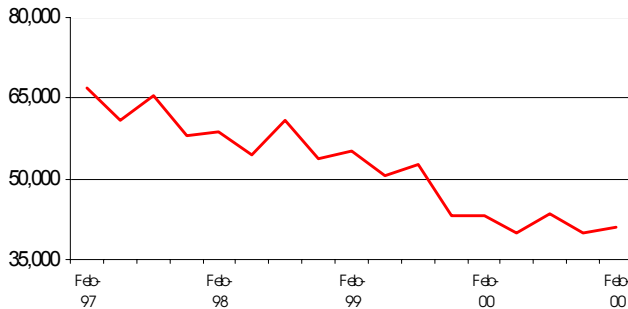


At Sept 2001:

Total claimants	126,194
Total public rented	68.9%
Total private rented	31.1%
Average weekly entitlement – Public rented	£43.75
Average weekly entitlement – Private rented	£53.40
% of recipients who are male	41.4%
% of recipients who are female	58.6%
% claiming more than 2 years	67.8%

Jobseeker's Allowance

Number of Claimants



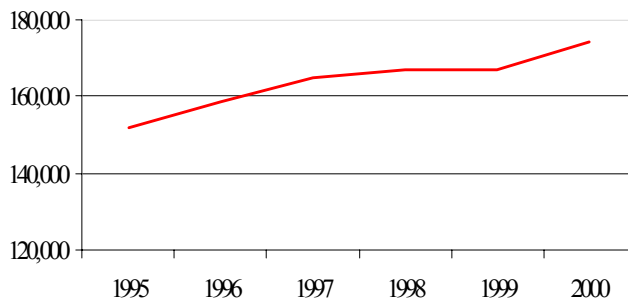
At February 2001

Total claimants:	40,971
Total recipients:	37,772
- income-based only	86.3%
- contribution-based only	12.8%
- contribution and income-based	1.0%
Average weekly entitlement:	
- income-based	£61.90
- contribution-based	£48.86
% of recipients who are male	78.7%
% of recipients who are female	21.3%
% claiming more than 1 year	31.9%
% claiming more than 2 years	16.8%

Sources: ASD 20% sample which has been grossed.
(Unemployment Benefit and Income Support for the Unemployed prior to 7 October 1996.)

Income Support

Number of Recipients



At February 2001:

Total recipients:	175,160
- disabled	28.4%
- lone parents	18.6%
- elderly	43.7%
- other	9.3%
Total beneficiaries:	303,880
Average weekly payment:	£68.39
% of recipients who are male	38.8%
% of recipients who are female	61.2%
% claiming more than 2 years	70.9%

Source: Information is taken from a validated 5% sample. (Excludes the Unemployed)

NOTE TO USERS:

This Bulletin provides an up to date and concise overview of the main benefits administered by the Social Security Agency, Child Support Agency and Northern Ireland Housing Executive. It also provides information on the Working Families Tax Credit administered by the Inland Revenue. It is based on data available within DSD, Statistics and Research Branch at the end of October 2001. Statistics are based on a 100% sample of information unless otherwise stated.

Further information can be obtained by visiting our web site or by contacting:

Statistics & Research Branch
 Department for Social Development
 Block 4.3, Castle Buildings
 Stormont Estate
 Belfast BT4 3SJ
 Tel - 028 9052 3339 Fax - 028 9052 2763
 e-mail - marian.hynds@dsdni.gov.uk

Caution: Variable scale vertical axes are used to show recent trends.